


Preliminary Specification

Generic Cryptographic Service API (GCS-API) Base



THE *Open* GROUP

[This page intentionally left blank]

X/Open Preliminary Specification

Generic Cryptographic Service API (GCS-API) Base

X/Open Company Ltd.



© June 1996, X/Open Company Limited

All rights reserved. No part of this publication may be reproduced, stored in a retrieval system, or transmitted, in any form or by any means, electronic, mechanical, photocopying, recording or otherwise, without the prior permission of the copyright owners.

X/Open Preliminary Specification
Generic Cryptographic Service API (GCS-API) Base
ISBN: 1-85912-195-0
X/Open Document Number: P442

Published by X/Open Company Ltd., U.K.

Any comments relating to the material contained in this document may be submitted to X/Open at:

X/Open Company Limited
Apex Plaza
Forbury Road
Reading
Berkshire, RG1 1AX
United Kingdom

or by Electronic Mail to:

XoSpecs@xopen.org

Contents

Chapter 1	Basic GCS-API - Introduction.....	1
1.1	Structure of document.....	1
1.2	Scope of Basic GCS-API.....	1
1.2.1	Functional Objectives of Basic GCS-API.....	2
1.2.2	Non-Functional Objectives.....	2
1.3	Overview of Cryptographic Services.....	2
1.3.1	Encipher and Decipher Functions.....	3
1.3.2	Symmetric-Key and Asymmetric-Key Encipherment.....	3
1.3.3	Hash (Unprotected Checksum) Functions.....	4
1.3.4	Digital Signature (Protected Checksum) Functions.....	4
1.3.5	Key Management Functions.....	6
1.4	The GCS-API Programming Model.....	8
1.5	Cryptographic Context (CC).....	9
1.5.1	Naming of Template CCs.....	9
Chapter 2	Basic GCS-API Services.....	11
2.1	Session Management.....	12
2.2	Cryptographic Context Retrieval Functions.....	12
2.3	Key Creation.....	16
2.4	Hash and Signature Functions.....	16
2.5	Data Encipherment Functions.....	18
2.6	Cryptographic Context Storage Functions.....	19
2.7	Key Exchange Functions.....	21
2.8	GCS-API Utility Functions.....	23
Chapter 3	Basic Parameter Passing Conventions.....	25
3.1	Structured Data Types.....	25
3.2	Integer Types.....	25
3.3	String Data and Similar Data.....	25
3.3.1	Byte Strings.....	25
3.3.2	Character Strings.....	26
3.3.3	Bit Strings.....	26
3.3.4	Opaque Data Types.....	26
3.4	Contexts.....	27
3.5	Session Context Parameters.....	27
3.6	Status Values.....	28
3.6.1	GCS Status Codes.....	28
3.6.2	Minor Status Codes.....	31
3.7	Optional Arguments.....	32
3.7.1	gcs_buffer_t Types.....	32
3.7.2	Integer Types.....	32
3.7.3	Pointer Types.....	32

3.8	Constants.....	33
3.8.1	Algorithm Independent CC Names.....	33
3.8.2	Chain Flag.....	33
3.8.3	Storage Unit Classes.....	34
3.8.4	CSF Parameters	34
3.8.5	CSF Implementation Type	34
Chapter 4	Basic CSF Application Program Interface (API).....	35
	<i>gcs_decipher_data()</i>	36
	<i>gcs_decipher_verify()</i>	38
	<i>gcs_delete_cc()</i>	41
	<i>gcs_derive_key()</i>	42
	<i>gcs_encipher_data()</i>	44
	<i>gcs_export_key()</i>	46
	<i>gcs_generate_check_value()</i>	48
	<i>gcs_generate_hash()</i>	50
	<i>gcs_generate_key()</i>	52
	<i>gcs_generate_random_number()</i>	54
	<i>gcs_get_csف_params()</i>	55
	<i>gcs_import_key()</i>	57
	<i>gcs_initialise_session()</i>	59
	<i>gcs_key_agreement()</i>	60
	<i>gcs_list_cc()</i>	62
	<i>gcs_protect_data()</i>	64
	<i>gcs_release_bit_string()</i>	67
	<i>gcs_release_buffer()</i>	68
	<i>gcs_remove_cc()</i>	69
	<i>gcs_retrieve_cc()</i>	71
	<i>gcs_store_cc()</i>	73
	<i>gcs_terminate_session()</i>	75
	<i>gcs_verify_check_value()</i>	76
Chapter 5	Advanced GCS-API Introduction.....	79
5.1	Callers of Cryptographic Services.....	79
5.1.1	Cryptographic Unaware Caller	80
5.1.2	Cryptographic Aware Caller	80
5.2	Scope.....	81
5.2.1	Functional Objectives.....	81
5.2.2	Non-Functional Objectives	82
5.2.3	Legal Constraints	82
5.2.4	Functionality that is Out of Scope	82
5.3	Layering of Cryptographic Service	83
5.4	Cryptographic Support Facility	84
5.4.1	Authorisation Policy	85
5.4.2	Security Considerations	86

Chapter	6	Key Life Cycle	87
	6.1	Key State	87
	6.1.1	Key States	88
	6.1.2	Key State Operations.....	89
	6.1.3	Key Validity Period.....	89
	6.2	Key State Transitions.....	90
	6.3	Key Formats	92
	6.4	Key Format Operations	93
Chapter	7	GCS-API Data Structures.....	95
	7.1	Cryptographic Context.....	96
	7.2	Cryptographic Context Header	97
	7.3	Algorithm_Context	99
	7.4	Key_Context	102
	7.5	Cryptographic Context Reference.....	105
	7.6	Cryptographic Context Name	106
Chapter	8	Advanced GCS-API Services	107
	8.1	Creation of CC.....	108
	8.2	Cryptographic Context Modification	109
	8.3	Additional Key Management Functions.....	109
	8.4	Key State Management.....	110
	8.5	Supplementary CC Management Functions.....	110
	8.6	System Programming Interface (SPI)	111
Chapter	9	Advanced GCS-API Parameter Passing Conventions	113
	9.1	Contexts	113
	9.2	Cryptographic Reference	113
	9.3	Constants.....	114
	9.3.1	Register of GCS-API Constants	114
	9.3.2	Optional Parameter Constants.....	114
	9.3.3	Context Types.....	115
	9.3.4	Algorithm Identifier	115
	9.3.5	Mode of Operation	115
	9.3.6	Algorithm Specific Parameters	116
	9.3.7	Short Block Policies	116
	9.3.8	Key Usage.....	116
	9.3.9	Permitted Export Mechanisms.....	117
	9.3.10	Key State Value.....	118
	9.3.11	Key Flag	118
	9.3.12	Split_Key_Protocol_Type.....	118
	9.3.13	Key Validity Parameters.....	118
	9.3.14	Key Specific Parameters	119
	9.3.15	Key Value.....	119
	9.3.16	CC Components.....	119
	9.3.17	Context Header Parameter Names	119
	9.3.18	Algorithm Context Parameter Names.....	119
	9.3.19	Key Context Parameter Names.....	120

Chapter 10	Advanced CSF Application Program Interface (API).....	121
	<i>gcs_advance_key_state()</i>	122
	<i>gcs_archive_cc()</i>	124
	<i>gcs_combine_key()</i>	126
	<i>gcs_create_ac()</i>	128
	<i>gcs_create_cc()</i>	129
	<i>gcs_create_kc()</i>	131
	<i>gcs_delete_ac()</i>	132
	<i>gcs_delete_kc()</i>	133
	<i>gcs_generate_key_pattern()</i>	134
	<i>gcs_get_cc()</i>	136
	<i>gcs_get_key_validity()</i>	138
	<i>gcs_load_public_key()</i>	140
	<i>gcs_reduce_key_usage()</i>	142
	<i>gcs_restore_cc()</i>	144
	<i>gcs_revoke_key()</i>	146
	<i>gcs_set_ac()</i>	148
	<i>gcs_set_cc()</i>	150
	<i>gcs_set_kc()</i>	152
	<i>gcs_set_key_validity()</i>	154
	<i>gcs_verify_key_pattern()</i>	156
Chapter 11	Advanced CSF System Programming Interfaces (SPIs) .	159
	<i>gcs_decipher_key()</i>	160
	<i>gcs_derive_clear_key()</i>	162
	<i>gcs_encipher_key()</i>	164
	<i>gcs_generate_clear_key()</i>	166
	<i>gcs_load_key()</i>	168
	<i>gcs_split_clear_key()</i>	170
Chapter 12	Conformance Statement.....	173
12.1	GCS-API (Base) Conformance	173
12.1.1	GCS-API (Base) Minimal Implementation	174
12.1.2	GCS-API (Base) Restricted User Data Encipherment Option	174
12.1.3	GCS-API (Base) Unrestricted User Data Encipherment Option	174
12.1.4	GCS-API (Base) Advanced Service Option	174
12.1.5	GCS-API (Base) Key Test Pattern Option	175
12.1.6	GCS-API (Base) Clear key Management Option.....	175
Appendix A	CSF Implementation Considerations	177
A.1	Legislative Constraints	177
A.2	Technical Constraints	179
A.3	Threat Model.....	181
A.3.1	Types of threats	181

Appendix B	Example Template CCs.....	183
B.1	Example Sets of Template CCs	183
B.1.1	FULL RSA.....	183
B.1.2	SIGNATURE RSA	183
B.1.3	FORTEZZA	184
B.1.4	DSS.....	184
B.1.5	MS-MAIL.....	184
B.1.6	Default SSL.....	184
B.2	Example Template CCs	185
B.2.1	DES-CBC.....	185
B.2.2	RSA-RC2-CBC	186
B.2.3	RSA-RC4.....	187
B.2.4	SKIPJACK.....	188
B.2.5	CAST.....	189
B.2.6	RSA-SIGN-SHA-1.....	190
B.2.7	RSA-VERIFY-SHA-1	191
B.2.8	RSA-SIGN-MD5.....	192
B.2.9	RSA-VERIFY-MD5.....	193
B.2.10	RSA-EXPORT	194
B.2.11	RSA-IMPORT	195
B.2.12	DSS-SIGN	196
B.2.13	DSS-VERIFY.....	197
B.2.14	KEA-EXPORT.....	198
B.2.15	KEA-IMPORT.....	199
B.2.16	DES-X9.17	200
B.2.17	DES-MAC.....	201
B.2.18	DIFFIE-HELLMAN-EXPORT.....	202
B.2.19	DIFFIE-HELLMAN-IMPORT.....	203
Appendix C	Example Walkthroughs	204
C.1	ANSI X9.17 Key Distribution Protocol.....	204
C.2	Fortezza Public Key Exchange	212
Appendix D	Appendix D: Future Directions	220
Appendix E	Generate Test Pattern and Verify Test Pattern Examples	221
E.1	Generate Test Pattern	221
E.2	Verify Test Pattern.....	221
Appendix F	Discussion on Key Parity	223
	Glossary	225
	Index.....	233
List of Figures		
1-1	Encipher and Decipher Functions	3

1-2	Generate Hash value.....	4
1-3	Generate Digital Signature.....	5
1-4	Verify Digital Signature.....	6
1-5	Key Encrypting Key.....	7
1-6	Basic CSF Model.....	8
2-1	CSF Services.....	11
2-2	Retrieval and Use of a Populated CC.....	13
2-3	Retrieval and use of a Template CC.....	15
2-4	CC Storage Management Functions.....	19
2-5	Key Export.....	22
5-1	Types of Caller of Cryptographic Services.....	79
5-2	Layering of Cryptographic Services.....	83
5-3	Cryptographic Support Facility Callers and Services.....	84
6-1	Normal Key State Transitions.....	88
6-2	Key Life Cycle.....	90
7-1	Structure of the Cryptographic Context.....	96
7-2	Cryptographic Context Header.....	97
7-3	Algorithm_Context.....	99
7-4	Key_Context.....	102
8-1	CSF Services.....	107
A-1	Legislative Controls within Cryptographic Support Facility.....	177
A-2	Cryptographic Support Facility.....	179

List of Tables

1-1	Default CC Names.....	10
2-1	CSF Session Management Functions.....	12
2-2	Cryptographic Context Retrieval Functions.....	12
2-3	Key Creation Functions.....	16
2-4	Hash and Signature Functions.....	16
2-5	Data Encipherment Functions.....	18
2-6	Cryptographic Context Storage Functions.....	19
2-7	Key Exchange Functions.....	21
2-8	GCS-API Utility Functions.....	23
3-1	Calling Errors.....	28
3-2	Routine Errors.....	29
3-3	Optional Parameter Constants.....	33
3-4	Algorithm Independent CC Names.....	33
3-5	Chain Flag Values.....	33
3-6	Storage Unit Class.....	34
3-7	CSF Parameters.....	34
3-8	CSF Implementation Types.....	34
8-1	Creation of a CC.....	108
8-2	Cryptographic Context Inquiry.....	109
8-3	Additional Key Management Functions.....	109
8-4	Key State Management.....	110
8-5	Supplementary CC Management Functions.....	110
8-6	System Programming Interface.....	111

Contents

9-1	Optional Parameter Constants.....	114
9-2	Context Types.....	115
9-3	Algorithm IDs.....	115
9-4	Modes of Operation.....	115
9-5	Short Block Policy Values.....	116
9-6	Key Usage Values.....	116
9-7	Permitted Export Mechanism IDs.....	117
9-8	Key State Values.....	118
9-9	Key Flag Values.....	118
9-10	Split Key Protocol Types.....	118
9-11	Key Validity Values.....	118
9-12	CC Components.....	119
9-13	Context Header Parameter Names.....	119
9-14	Algorithm Context Parameter Names.....	119
9-15	Key Context Parameter Names.....	120

Preface

X/Open

X/Open is an independent, worldwide, open systems organisation supported by most of the world's largest information systems suppliers, user organisations and software companies. Its mission is to bring to users greater value from computing, through the practical implementation of open systems.

X/Open's strategy for achieving this goal is to combine existing and emerging standards into a comprehensive, integrated, high-value and usable open system environment, called the Common Applications Environment (CAE). This environment covers the standards, above the hardware level, that are needed to support open systems. It provides for portability and interoperability of applications, and so protects investment in existing software while enabling additions and enhancements. It also allows users to move between systems with a minimum of retraining.

X/Open defines this CAE in a set of specifications which include an evolving portfolio of application programming interfaces (APIs) which significantly enhance portability of application programs at the source code level, along with definitions of and references to protocols and protocol profiles which significantly enhance the interoperability of applications and systems.

The X/Open CAE is implemented in real products and recognised by a distinctive trade mark — the X/Open brand — that is licensed by X/Open and may be used on products which have demonstrated their conformance.

X/Open Technical Publications

X/Open publishes a wide range of technical literature, the main part of which is focussed on specification development, but which also includes Guides, Snapshots, Technical Studies, Branding/Testing documents, industry surveys, and business titles.

There are two types of X/Open specification:

- *CAE Specifications*

CAE (Common Applications Environment) specifications are the stable specifications that form the basis for X/Open-branded products. These specifications are intended to be used widely within the industry for product development and procurement purposes.

Anyone developing products that implement an X/Open CAE specification can enjoy the benefits of a single, widely supported standard. In addition, they can demonstrate compliance with the majority of X/Open CAE specifications once these specifications are referenced in an X/Open component or profile definition and included in the X/Open branding programme.

CAE specifications are published as soon as they are developed, not published to coincide with the launch of a particular X/Open brand. By making its specifications available in this way, X/Open makes it possible for conformant products to be developed as soon as is practicable, so enhancing the value of the X/Open brand as a procurement aid to users.

- *Preliminary Specifications*

These specifications, which often address an emerging area of technology and consequently are not yet supported by multiple sources of stable conformant implementations, are released in a controlled manner for the purpose of validation through implementation of products. A Preliminary specification is not a draft specification. In fact, it is as stable as X/Open can make it, and on publication has gone through the same rigorous X/Open development and review procedures as a CAE specification.

Preliminary specifications are analogous to the *trial-use* standards issued by formal standards organisations, and product development teams are encouraged to develop products on the basis of them. However, because of the nature of the technology that a Preliminary specification is addressing, it may be untried in multiple independent implementations, and may therefore change before being published as a CAE specification. There is always the intent to progress to a corresponding CAE specification, but the ability to do so depends on consensus among X/Open members. In all cases, any resulting CAE specification is made as upwards-compatible as possible. However, complete upwards-compatibility from the Preliminary to the CAE specification cannot be guaranteed.

In addition, X/Open publishes:

- *Guides*

These provide information that X/Open believes is useful in the evaluation, procurement, development or management of open systems, particularly those that are X/Open-compliant. X/Open Guides are advisory, not normative, and should not be referenced for purposes of specifying or claiming X/Open conformance.

- *Technical Studies*

X/Open Technical Studies present results of analyses performed by X/Open on subjects of interest in areas relevant to X/Open's Technical Programme. They are intended to communicate the findings to the outside world and, where appropriate, stimulate discussion and actions by other bodies and the industry in general.

- *Snapshots*

These provide a mechanism for X/Open to disseminate information on its current direction and thinking, in advance of possible development of a Specification, Guide or Technical Study. The intention is to stimulate industry debate and prototyping, and solicit feedback. A Snapshot represents the interim results of an X/Open technical activity. Although at the time of its publication, there may be an intention to progress the activity towards publication of a Specification, Guide or Technical Study, X/Open is a consensus organisation, and makes no commitment regarding future development and further publication. Similarly, a Snapshot does not represent any commitment by X/Open members to develop any specific products.

Versions and Issues of Specifications

As with all *live* documents, CAE Specifications require revision, in this case as the subject technology develops and to align with emerging associated international standards. X/Open makes a distinction between revised specifications which are fully backward compatible and those which are not:

- a new *Version* indicates that this publication includes all the same (unchanged) definitive information from the previous publication of that title, but also includes extensions or additional information. As such, it *replaces* the previous publication.

- a new *Issue* does include changes to the definitive information contained in the previous publication of that title (and may also include extensions or additional information). As such, X/Open maintains *both* the previous and new issue as current publications.

Corrigenda

Most X/Open publications deal with technology at the leading edge of open systems development. Feedback from implementation experience gained from using these publications occasionally uncovers errors or inconsistencies. Significant errors or recommended solutions to reported problems are communicated by means of Corrigenda.

The reader of this document is advised to check periodically if any Corrigenda apply to this publication. This may be done in any one of the following ways:

- anonymous ftp to ftp.xopen.org
- ftpmail (see below)
- reference to the Corrigenda list in the latest X/Open Publications Price List.

To request Corrigenda information using ftpmail, send a message to ftpmail@xopen.org with the following four lines in the body of the message:

```
open
cd pub/Corrigenda
get index
quit
```

This will return the index of publications for which Corrigenda exist. Use the same email address to request a copy of the full corrigendum information following the email instructions.

This Document

This document is a Preliminary Specification (see above) and is structured into the following sections:

- **Basic GCS-API**
The Basic GCS-API comprises a set of functionality that is expected to meet the cryptographic service requirements of most general application developers. The Basic GCS-API section presents a simple overview of the types of cryptographic functions, a simplified model of the GCS-API architecture, and the minimum set of generic cryptographic functions that can support the requirements of general applications.
- **Advanced GCS-API**
The Advanced GCS-API comprises an additional set of functionality that would only be used by applications that are developed to manage cryptographic policy and provide long term management of keys and the cryptographic service itself. The Advanced GCS-API section presents a more detailed description of the concepts and Architecture of the GCS-API and the additional functions.
- **Informative Appendices**
A number of informative appendices are included providing discussion on implementation considerations, example walkthroughs of the use of the GCS-API in key exchange protocols, and other sundry matters.

Basic GCS-API

- Chapter 1 is an introduction to the Basic GCS-API including an overview of cryptographic services, the GCS-API Programming Model and the concept of a *Cryptographic Context*.
- Chapter 2 presents an overview of the Basic GCS-API functions, explaining their use and providing some code examples.
- Chapter 3 defines the GCS-API data types, parameter passing conventions and defined constants necessary for the use of the Basic GCS-API.
- Chapter 4 presents the C-language functions that form the Basic GCS-API.

Advanced GCS-API

- Chapter 5 is an introduction to the Advanced GCS-API providing a more detailed description of the scope and applicability of the GCS-API including discussion of the legal and security considerations that arise in the deployment of cryptographic services.
- Chapter 6 describes the key life cycle.
- Chapter 7 defines the logical data structures that underly the GCS-API.
- Chapter 8 presents an overview of the Advanced GCS-API functions.
- Chapter 9 defines the additional GCS-API data types, parameter passing conventions and defined constants necessary for the use of the Advanced GCS-API.
- Chapter 10 presents the C-language functions for general cryptographic services and protected key management services that form part of the Advanced GCS-API.
- Chapter 11 presents the C-language functions for clear key management services.
- Chapter 12 describes the conformance requirements.

Informative Appendices

- Appendix A presents factors to be considered by implementations of this specification.
- Appendix B presents a set of example template CCs that could be used as the basis for supporting a majority of common cryptographic uses.
- Appendix C presents walkthroughs of some typical uses of cryptographic services to demonstrate the applicability of this specification.
- Appendix D lists additional functional areas that have been ruled out of scope of this current specification but which may be considered for inclusion in a future specification.
- Appendix E presents an example of key test pattern generation and verification.
- Appendix F presents a discussion of key parity.
- A glossary and index are provided.

Typographical Conventions

The following typographical conventions are used throughout this document:

- **Bold** font is used in text for filenames, and C-language keywords, type names, data structures and their members.
- *Italic* strings are used for emphasis or to identify the first instance of a word requiring definition. Italics in text also denote:
 - C-language variable names, for example, substitutable argument prototypes
 - C-language functions; these are shown as follows: *name()*.
- Normal font is used for the names of constants and literals.
- The notation **<file.h>** indicates a header file.
- The notation [EABCD] is used to identify a C-language return code EABCD.
- Syntax, code examples and user input in interactive examples are shown in `fixed width font`.
- Variables within syntax statements are shown in *italic fixed width font*.
- Language-independent functions and arguments use ***bold italic*** font, for example, ***function()*** and ***argument***.

Trade Marks

Kerberos™ is a trade mark of the Massachusetts Institute of Technology.

OSF™ is a trade mark of The Open Software Foundation, Inc.

X/Open® is a registered trade mark, and the “X” device is a trade mark, of X/Open Company Limited.

Acknowledgements

X/Open gratefully acknowledges the work of the X/Open Cryptographic Working Group in the development of this specification.

Document Development

This specification is the result of the input and discussion of many ideas and concepts and the comparison of these with existing implementations. Specific input and development effort has been provided by:

- BULL, S.A.
- Hewlett Packard
- International Business Machines Corporation (IBM)
- International Computers Limited (ICL)
- USA National Institute of Standards and Technology (NIST)
- USA National Security Agency (NSA)
- Olivetti Systems and Networks s.r.l
- OpenVision
- Siemens Nixdorf
- Trusted Information Systems, Inc

Other Contributions

The following organisations have contributed to this specification by reviewing drafts.

- Fischer International
- RSA Data Security, Inc

Referenced Documents

The following documents are referenced in this specification:

RFC 1510

Internet Proposed Standard, The Kerberos Network Authentication System, John Kohl, B.Clifford Neuman, issue 5.2, 21 April 1993.

CESG Memo

CESG Memorandum No.1 Issue 1.2 Oct 1992, Glossary of Security Terminology.

Federal Criteria

Federal Criteria Version 1.0 Dec 1992, Federal Criteria for Information Technology Security.

ISO/IEC 7498-2

ISO/IEC 7498-2: 1989, Information Processing Systems — Open Systems Interconnection — Basic Reference Model — Part 2: Security Architecture.

ISO/IEC 10181

ISO/IEC 10181, Information Technology — Open Systems Interconnection — Security Frameworks in Open Systems —

10181-1: Part 1: Security Frameworks Overview

10181-2: Part 2: Authentication Framework

10181-3: Part 3: Access Control

10181-4: Part 4: Non-repudiation Framework

10181-5: Part 5: Integrity Framework

10181-6: Part 6: Confidentiality Framework

10181-7: Part 7: Security Audit Framework

ITSEC

Information Technology Security Evaluation Criteria, Provisional Harmonised Criteria, June 1991, Version 1.2, published by the Commission of the European Communities.

OIW OSI Security

Stable Implementation Agreements for Open Systems Interconnection Protocols: Part 12 — OS Security, December 1994.

POSIX.0

IEEE Std 1003.0/D15, June 1992, Draft Standard for Information Technology — Portable Operating System Interface (POSIX) — Part 0.

PKCS #1

RSA Data Security, Inc. Public-Key Cryptography Standards (PKCS) PKCS #1: RSA Encryption Standard, November 1993.

PKCS #3

RSA Data Security, Inc. Public-Key Cryptography Standards (PKCS) PKCS #3: Diffie-Hellman Key-Agreement Standard.

PKCS #8

RSA Data Security, Inc. Public-Key Cryptography Standards (PKCS) PKCS #8: Private-Key Information Syntax Standard, November 1993.

X.509

ISO/IEC 9594-8: 1990, Information Technology — Open Systems Interconnection — The Directory — Part 8: Authentication Framework, together with:

Referenced Documents

Technical Corrigendum 1: 1991 to ISO/IEC 9594-8: 1990.

The following X/Open documents are referenced in this specification:

Base GSS-API

X/Open CAE Specification, December 1995, Generic Security Service API (GSS-API) Base (ISBN: 1-85912-131-4, C441).

XDSF

X/Open Guide, December 1994, Distributed Security Framework (ISBN: 1-85912-071-7, G410).

The following publications provide a more detailed description of cryptography and its uses:

SCHNEIER

Bruce Schneier, *Applied Cryptography*, John Wiley & Sons, 1996.

Basic GCS-API - Introduction

The increasing use of network services such as the Internet has enhanced awareness of the need for security in distributed computer systems, particularly in the light of the publicity surrounding successful breaches of security, for example, the *sniffing* of user identities and passwords passed in the clear over the Internet.

Security services providing for authentication of identities, data-origin authentication, non-repudiation, data separation, confidentiality and integrity protection rely on underlying cryptographic services. However, the wide-spread and common use of cryptography within applications is hindered by two things:

- the lack of agreed application programming interfaces
- legislative constraints that may apply to the supply, use, export or import of the technology

It has long been recognised that a standard application programming interface specification is needed for cryptographic services and this document addresses that need.

1.1 Structure of document

As described in the Preface, this document is structured into two major sections, a Basic section and an Advanced section.

The first part of the specification, the **Basic** section, presents a simple overview of the types of cryptographic functions, a simplified model of the GCS-API architecture, and the minimum set of generic cryptographic functionality that can support the requirements of general applications wishing to use cryptographic service. It is expected that the majority of the cryptographic service needs of most application developers can be met by the Basic GCS-API functionality.

The second part of the specification, the **Advanced** section, presents a more detailed description of the concepts, detailed data structures and additional sets of functions that would only be used by applications that are developed to manage cryptographic policy and provide long term management of keys and the cryptographic service itself.

1.2 Scope of Basic GCS-API

The scope of the basic section of this specification is to provide cryptographic services in support of both algorithm unaware and algorithm aware applications. As such, the interface specification is provided for use by programmers who develop applications that rely on cryptographic services and key management services.

The objectives to be met by the interfaces defined in this specification may be categorised as functional and non-functional. In addition, legal constraints on the use of some cryptographic services need to be accommodated, see Chapter 5.

1.2.1 Functional Objectives of Basic GCS-API

A common set of functions are required to support all types of callers. These are termed *General Application Cryptographic Services* and comprise the following:

1. data encipherment and decipherment
2. integrity checkvalue generation and verification
3. production of irreversible hash of data
4. generation of random numbers

Key management applications require the following additional functions:

1. generation, derivation and deletion of keys
2. export and import of keys

1.2.2 Non-Functional Objectives

The non-functional requirements to be supported by this specification are the requirements that make this specification *Generic* and include:

1. the API shall be cryptographic algorithm independent
2. the API shall be application independent
3. the API shall be cryptographic subsystem independent. (That is, appropriate to both hardware and software implementations)
4. the API shall not impose a particular placement of access control to cryptographic services within an operating system kernel
5. the API shall not constrain future extensibility.

1.3 Overview of Cryptographic Services

This subsection provides a brief introductory description of cryptographic services for those readers who are unfamiliar with the subject. For a more detailed treatise on the subject readers are referred to Schneier (*see Referenced Documents*).

Cryptographic services provide a set of functions for encoding and decoding information so that the information may be stored or exchanged securely. Cryptographic functions provide a basis for implementing the following security services:

- Confidentiality of information, preventing unauthorised disclosure
- Integrity of information, detecting unauthorised modification
- Origin authentication, providing verification of the origin of information.

Examples of the basic models of the application of cryptographic services are functions for the *encipherment* and *decipherment* of data, and the generation of *Hash Values* or *Digital Signatures* on sets of data. In addition functions to support key management and distribution are important.

1.3.1 Encipher and Decipher Functions

The basic concept underlying cryptography is the enciphering of data. Encipher functions encode a set of data, termed *cleartext* or *plaintext*, into a protected format termed *ciphertext* using a reversible mechanism. The ciphertext may be stored or exchanged with a reduced risk of unauthorised disclosure of the data. A corresponding decipher function can be used to decode *ciphertext* back into its corresponding *cleartext* form. Thus:

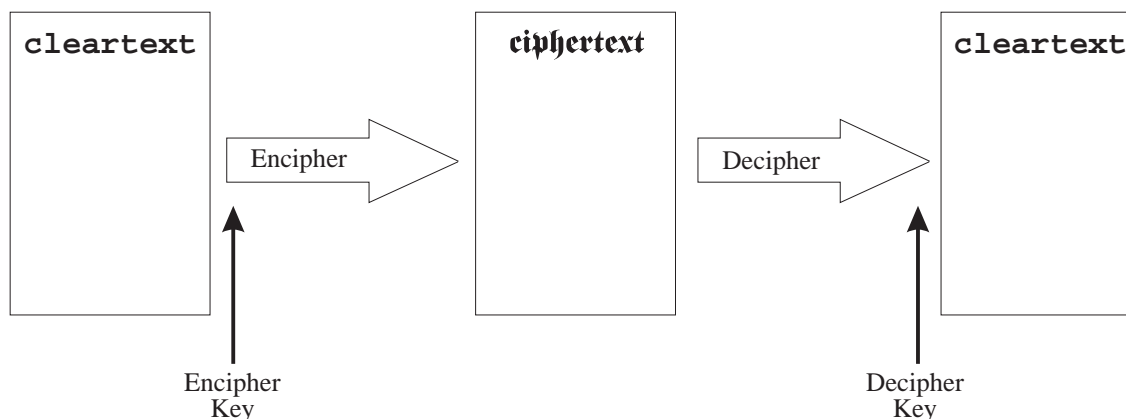


Figure 1-1 Encipher and Decipher Functions

The encoding is controlled by the algorithm used and a secret value termed a key. The protection afforded to the ciphertext depends upon the strength (but not the secrecy) of the algorithm and the protection of the key used to control the algorithm. Encipherment functions preserve all the original data represented by the cleartext. This type of function is the basis of the provision of information confidentiality services.

1.3.2 Symmetric-Key and Asymmetric-Key Encipherment

There are two classes of encipherment algorithm:

Symmetric-Key Algorithms - (Secret-Key Algorithms)

are algorithms in which the encipher key and the decipher key are identical. For the exchange of enciphered data a single key value must be shared between the originator and the recipient and protected by both parties. For this reason these types of algorithm are also termed *Secret-Key* algorithms.

Asymmetric-Key Algorithms - (Public-Key Algorithms)

are algorithms in which the encipher key and decipher key are different. The encipher and decipher keys are generated as a pair by a single operation. Data enciphered by using one key of the pair may be deciphered using the other key of the pair. For the exchange of enciphered data each party to the exchange makes one of their own pair of keys public, the *public-key*, and keeps the other key private, the *private-key*. The originator of an exchange enciphers the data using the *public-key* of the recipient. The recipient is then able to decipher the received data using his own *private-key*.

1.3.3 Hash (Unprotected Checksum) Functions

Hash functions encode a set of data that may be of variable length using a one-way function to create a unique fixed length hash value or message digest of the set of data. The hash value is unprotected in the sense that it does not depend upon any secret value component and any individual with the same input data and same algorithm can generate the hash value.

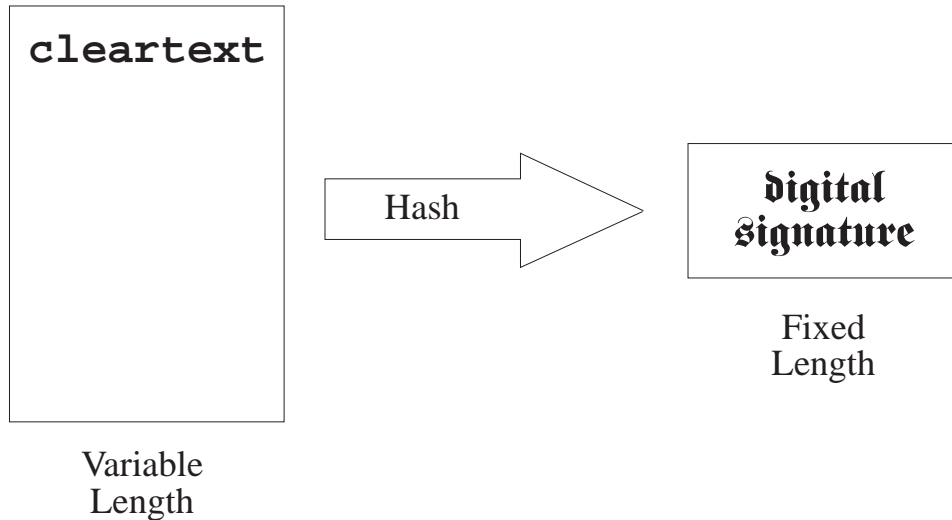


Figure 1-2 Generate Hash value

A hash function does not preserve the original data represented by the cleartext and therefore the original cleartext cannot be recovered from a hash value. The value of these types of function are that the hash value is unique to a particular input cleartext and can therefore be used to check that the corresponding cleartext has not been modified.

A hash function is the basis of the provision of information integrity services. The hash value generated by the originator of the information is stored or exchanged with the *cleartext*. The recipient is able to regenerate the hash value from the received cleartext and verify that cleartext is unmodified by comparing the newly generated hash value with that received with the information.

1.3.4 Digital Signature (Protected Checksum) Functions

An asymmetric encipher function and a hash function may be used in combination to provide a digital signature service. The Digital Signature is protected in the sense that its value depends upon the originator's private key and it can therefore only be generated by an individual possessing that key.

First a hash value is produced by the hash function. This is then enciphered using the asymmetric encipher function using the originator's private key.

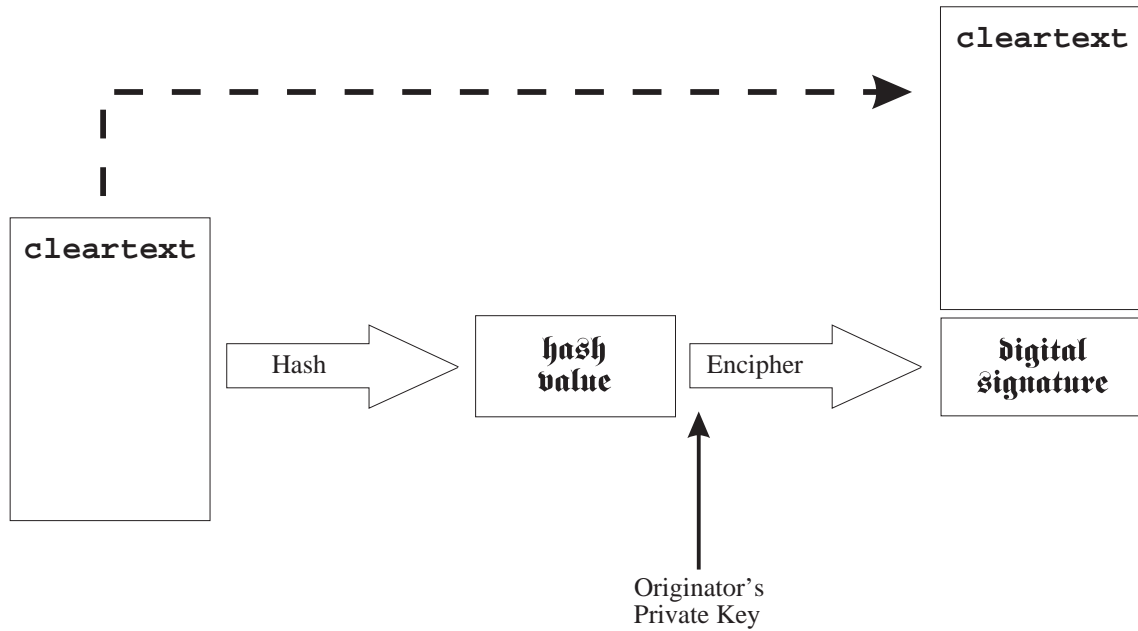


Figure 1-3 Generate Digital Signature

The recipient may verify the digital signature by comparing the values obtained by recomputing the hash value of the received cleartext and comparing this with the value obtained by deciphering the digital signature using the originator's public key.

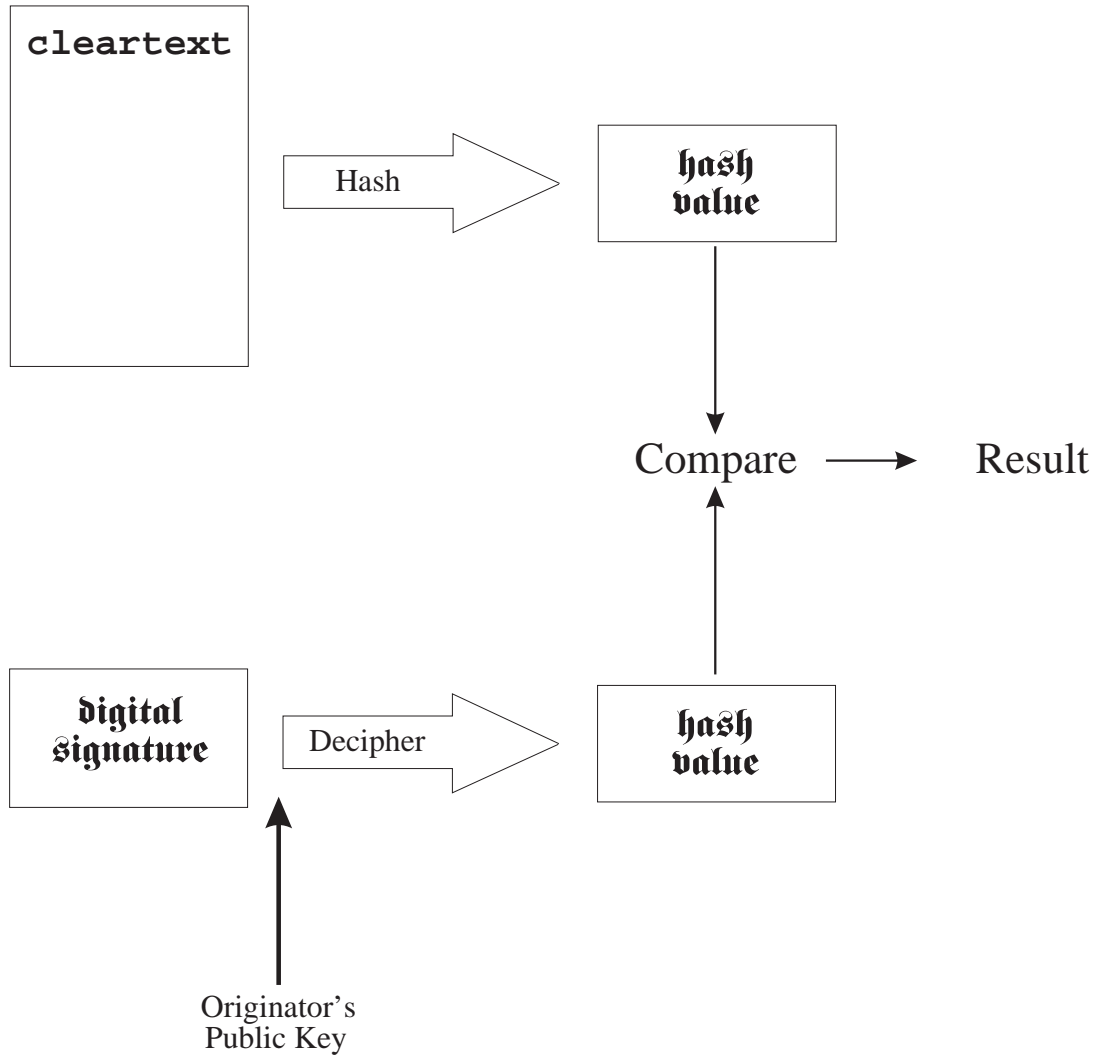


Figure 1-4 Verify Digital Signature

1.3.5 Key Management Functions

In order to exchange cryptographically protected information then the parties exchanging the information require to have access to the appropriate keys. This means that cryptographic keys, or information permitting their derivation, also have to be exchanged.

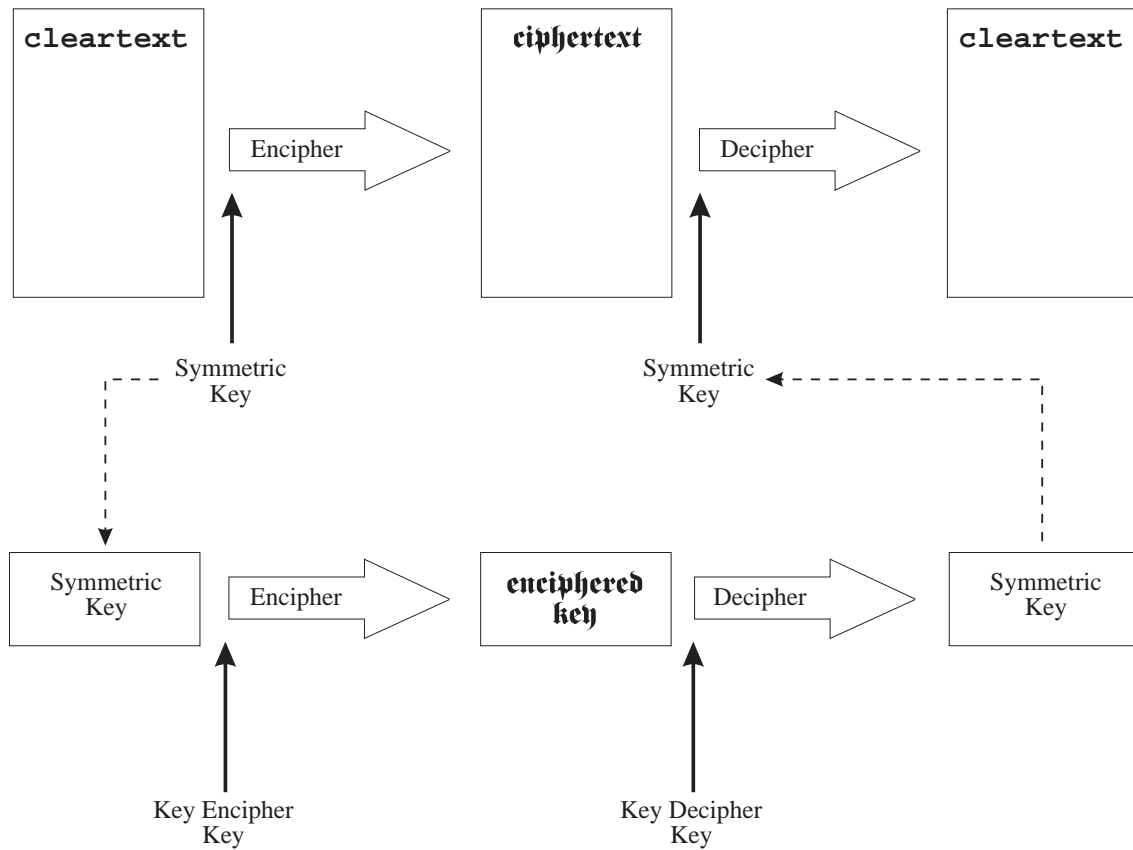


Figure 1-5 Key Encrypted Key

The strength of the protection of data using cryptographic services depends critically upon the protection of the key values used to control the algorithms. Functions to securely create and support the secure distribution of cryptographic keys are therefore an essential part of any cryptographic service.

Keys may be generated or derived. A key generation function will generate a key based on random information. A key derivation function will derive a key based upon some caller defined input string, such as a pass phrase.

To distribute keys securely they are normally protected by enciphering under a Key Exchange Key, or Key Encrypted Key. Note that the individual parties exchanging keys need to have previously distributed by some other method the Key Exchange key.

1.4 The GCS-API Programming Model

The Generic Cryptographic Service Application Program Interface (GCS-API) is a set of interfaces to a Cryptographic Support Facility (CSF) that may support a number of different cryptographic algorithms dependent upon the implementation. It also provides support for key management on behalf of individual applications and shared key management between applications. This is illustrated in Figure 1-6.

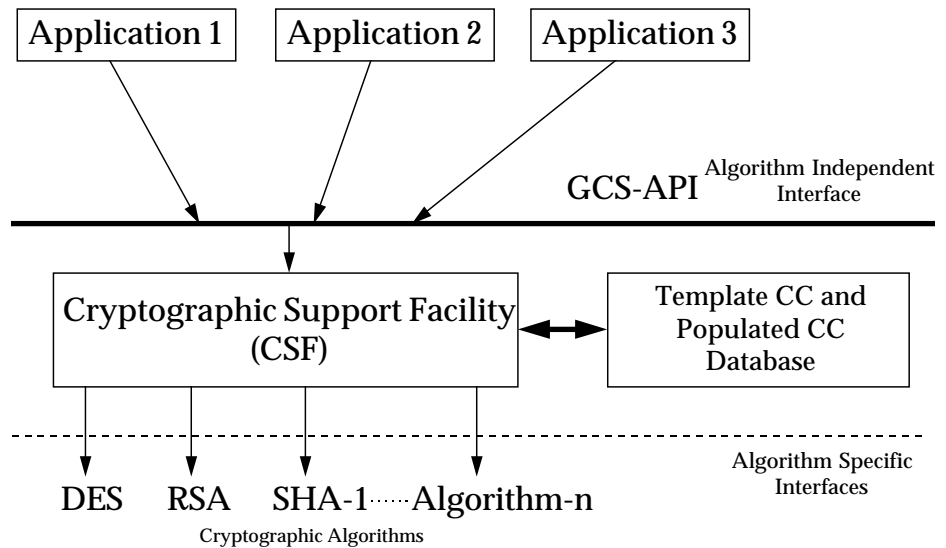


Figure 1-6 Basic CSF Model

The interface presented by the GCS-API supports the development of portable applications by being:

Algorithm Independent

The GCS-API may hide the details and complexities and specific algorithms from callers. For example, a caller may invoke an encipher function without needing to be aware of which algorithm is being used nor of the specific parameters required by that algorithm. However, the GCS-API also supports algorithm specific callers that require to use a specific set of algorithms.

Implementation Independent

The GCS-API hides the details of the implementation from callers. For example, whether the implementation is in software, hardware, or a combination of both. An application can therefore be unaware of the necessity to open a physical device to access a hardware implementation.

1.5 Cryptographic Context (CC)

In invoking a cryptographic operation it is insufficient for a caller to simply supply the input data and a key. Other information has to be assembled such as which algorithm is to be used, how it is to be used and algorithm and key specific parameters.

GCS-API algorithm independence is achieved by using the concept of a *Cryptographic Context* (CC). A CC is an protected object that is opaque to callers of the GCS-API and which encapsulates all the information pertaining to the context of the cryptographic operation to be performed. A CC includes the algorithm identity, algorithm specific parameters, key specific parameters, and optionally a key. The contents of a CC are detailed in Chapter 7 in the Advanced GCS-API section. Callers of the Basic GCS-API do not need to be aware of the contents of a CC.

A CSF maintains a database of CCs that may be referenced by name by callers. There are two types of CC, those that are populated with a key and those that are not.

Template CCs

Template CCs are those CCs that do not contain a key and cannot be used directly in cryptographic operations. The purpose of these types of CCs is to provide templates applicable to the algorithms supported by the particular CSF implementation and which configure the use of the cryptographic services in accordance with the local site security policy.

Populated CCs

Populated CCs are those CCs that do contain a key and may be used directly in cryptographic operations. An implementation for use in a multi-user environment will enforce an access control policy on the use of populated CCs.

The general method of use of a CC is for a key management application to:

- retrieve a template CC appropriate to the functions it wishes to perform,
- to populate that CC by calling on the CSF to generate a key, and then
- either use that CC itself in subsequent calls to cryptographic operations on the CSF, or
- store the CC with an appropriate name for subsequent use by other callers.

A general application will retrieve a previously stored populated CC from the CSF for use in its operations.

The advance section of the GCS-API includes functions for creating template CCs. See Chapter 8.

1.5.1 Naming of Template CCs

The ability to name CCs may be used to support both algorithm aware and algorithm independent applications. A CC name may be used to identify the specific contents and purpose of the CC, for example `RSA_SIGN_SHA-1`, for use by algorithm aware callers. Additionally a CC name may be used to identity local default algorithms, for example `LOCAL_SIGN`, for use by algorithm unaware applications.

A possible set of defaults is:

CC Name	Meaning
LOCAL_SYM_ENCIPHER_DECIPHER	Default symmetric encipher/decipher CC
LOCAL_ASYM_ENCIPHER	Default asymmetric encipher CC
LOCAL_ASYM_DECIPHER	Default asymmetric decipher CC
LOCAL_SIGN	Default signature generate CC
LOCAL_VERIFY	Default signature verify CC
LOCAL_HASH	Default hash CC
LOCAL_EXPORT	Default export key CC
LOCAL_IMPORT	Default import key CC

Table 1-1 Default CC Names

Appendix B presents a set of example Template CC definitions for common algorithms.

Basic GCS-API Services

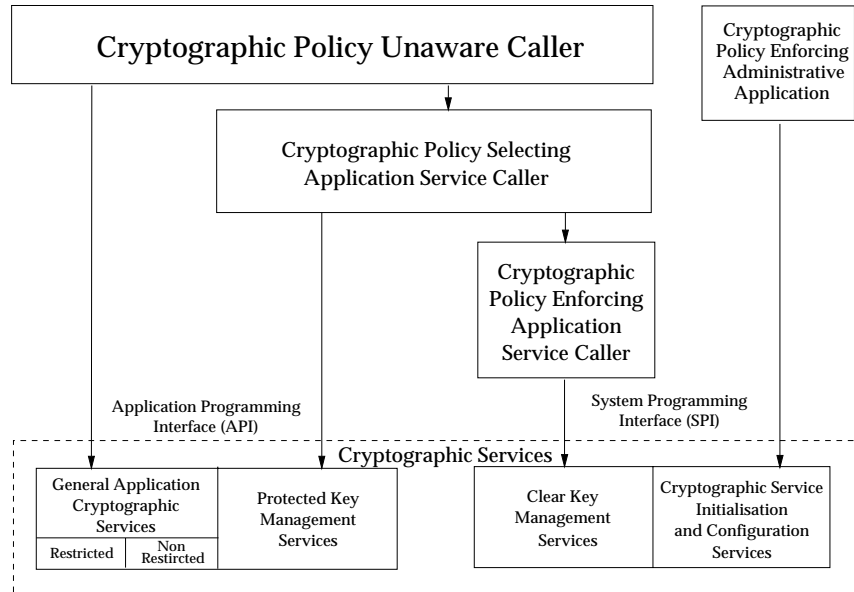


Figure 2-1 CSF Services

The CSF services comprise both operational and management services and are illustrated in Figure 2-1.

They include the following categories:

- General Cryptographic Services (Part of the API)
- Protected Key Management Services (Part of the API)
- Clear Key Management Services (Part of the SPI)
- Cryptographic Service Initialisation and Configuration Services (Not within the current scope of this specification.)

This chapter describes the basic services supported by the GCS-API the advanced services supported by the GCS-API are described in Chapter 5. The basic services comprise the General Cryptographic Services together with a subset of the Protected key Management Services. Each subsection lists the functions supported and the GCS Authorities, if any, required by a caller in order to successfully invoke the function. The detailed manual page for each of these functions is included in Chapter 4.

`GCS_Authorities` relate to the type of authority a caller of the CSF has for the enforcement of cryptographic security policy. The `GCS_Authorities` have been defined to support the principles of the separation of duties and of least privilege.

The `GCS_Authorities` of a caller of the GCS-API are established in an implementation defined manner when a caller initialises a session with a CSF. A caller is not required to manipulate `GCS_Authorities` during the use of the GCS-API but should be aware that a call may fail because

of inadequate authorisation.

2.1 Session Management

Function	GCS Authorities
<code>gcs_initialise_session</code>	-
<code>gcs_terminate_session</code>	-

Table 2-1 CSF Session Management Functions

CSF Session Management functions are used to establish and release connections with the CSF. These functions provide for the authentication of the caller and the establishment of a security context for the session created between a caller and the CSF.

The security context is represented by an protected opaque object to which a handle is returned to a caller initiating a session. This `session_context` is included as a parameter to every call to the GCS-API to provide a method of continuous authentication and to support stateless implementations of the CSF. The security context includes any necessary identity authentication and authorisation attributes, including GCS-API Authorities.

The function `gcs_initialise_session` is used to initiate a session, `gcs_terminate_session` is used to terminate a session and release the security context.

2.2 Cryptographic Context Retrieval Functions

Function	GCS Authorities
<code>gcs_delete_cc</code>	-
<code>gcs_list_cc</code>	-
<code>gcs_retrieve_cc</code>	-

Table 2-2 Cryptographic Context Retrieval Functions

A cryptographic key has to be protected from disclosure and has to be used in the context of the algorithm and associated parameters that govern its use. To simplify the manipulation of this information by general applications the GCS-API groups a key and other related data into a protected structure termed a Cryptographic Context (CC).

Cryptographic Contexts may be stored under the control of the CSF as one of two types:

- Template CCs that include all the necessary context information necessary to perform a particular type of operation with the exception of a key. These types of CC are created by administrators of the CSF to act as templates for use by other callers of the CSF. The creation of these templates permits the set of cryptographic policies for the use of the CSF to be predefined.
- Populated CCs which include all the necessary context information to perform a particular type of operation including a key. These types of CCs are created by key management applications.

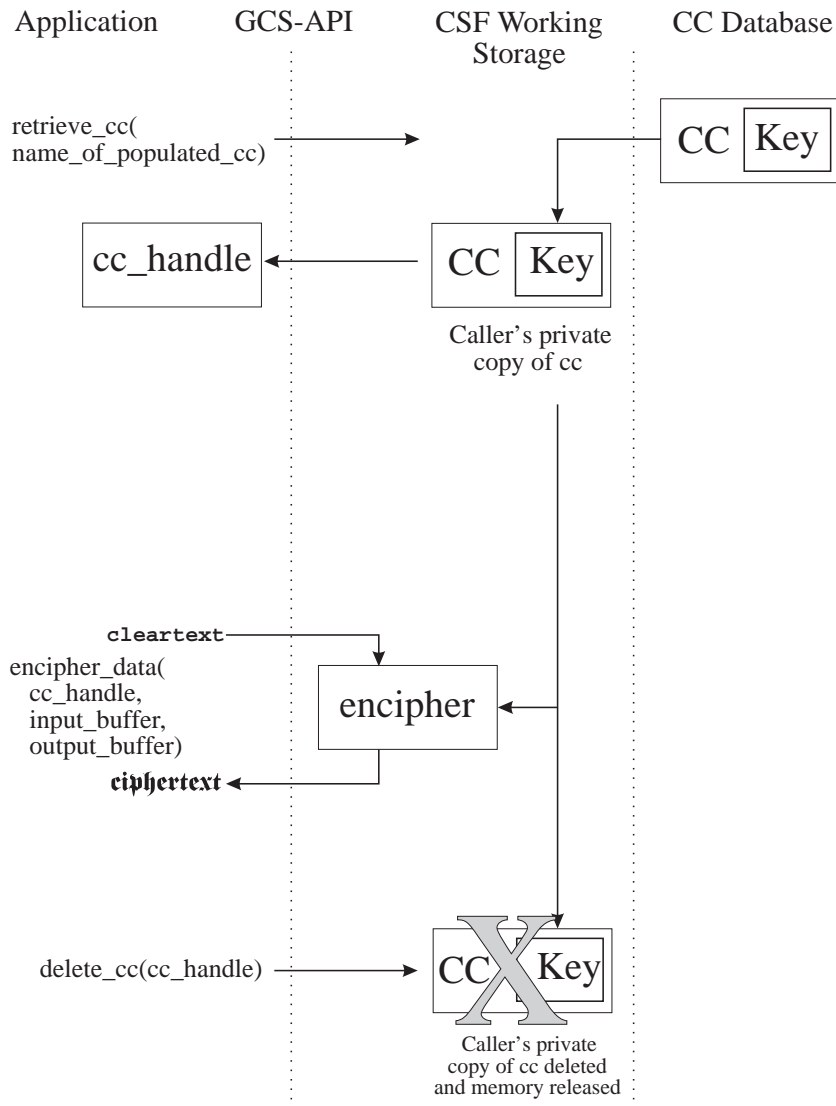


Figure 2-2 Retrieval and Use of a Populated CC

gcs_retrieve_cc enables a caller to retrieve a handle to a CC so that it may be used. *gcs_delete_cc* is used to delete the handle to a CC and release any resources associated with its use by that caller. *gcs_list_cc* provides for a caller to query the CSF for the names of stored CCs that it may attempt to retrieve.

Here is an example printing all the cc names allowed for this application.

```
main()
{
    gcs_buffer_desc  my_cc_name;
    OM_unit32       index;
    OM_unit32       returnCode=GCS_S_CONTINUE_NEEDED;

    .....
    for (index=0; returnCode == GCS_S_CONTINUE_NEEDED; index++)
```

```
{
    returnCode = gcs_list_cc(&minor_status,
                            &session_context,
                            index,
                            GCS_NULL, /* no need for domain */
                            &my_cc_name,
                            GCS_NULL);

    if (my_cc_name.value != GCS_NULL)
        printf(" the cc name is = %s \n",my_cc_name.value);
}

gcs_release_buffer(&minor_status,&session_context,&my_cc_name);
.....
}
```

A general application may retrieve a previously populated CC that has been stored under the control of the CSF for shared use by a number of applications, for example a user's private key. This is illustrated in Figure 2-2

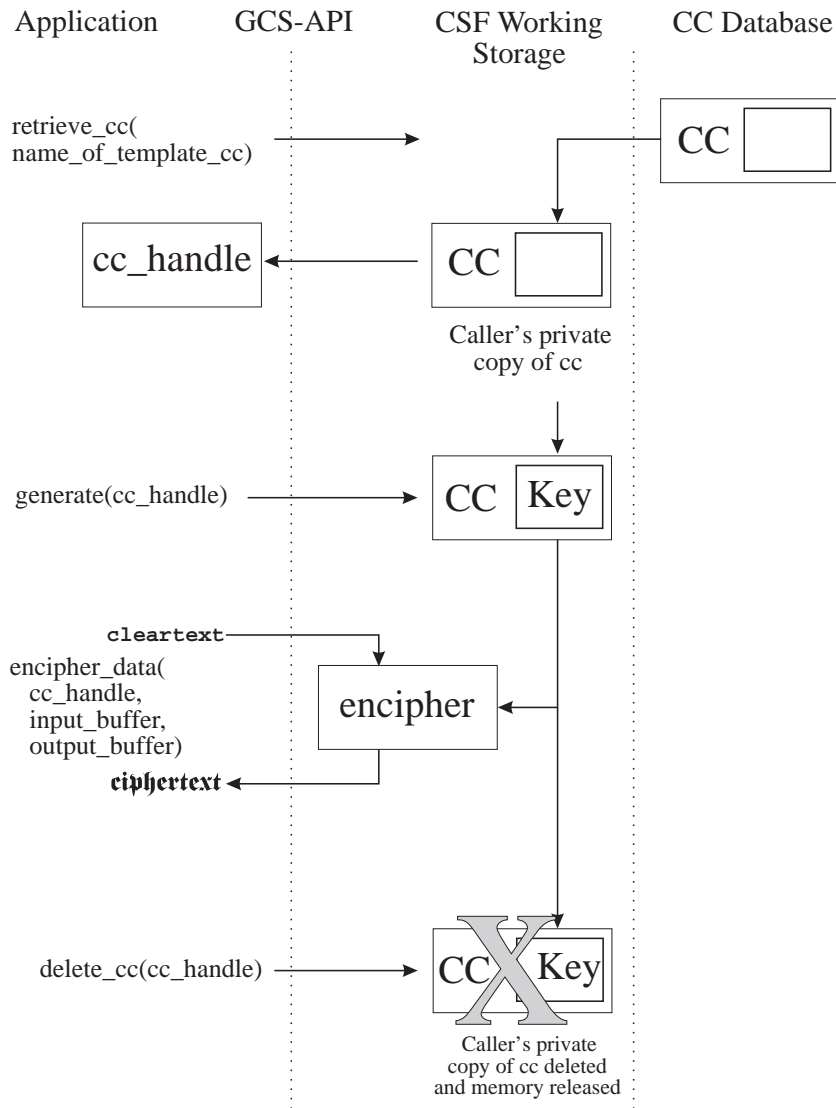


Figure 2-3 Retrieval and use of a Template CC

A key management application may retrieve a handle to a template CC for subsequent population with a key. This is illustrated in Figure 2-3.

2.3 Key Creation

Function	GCS Authorities
<i>gcs_derive_key</i>	GCS_C_SELECTION
<i>gcs_generate_key</i>	GCS_C_SELECTION

Table 2-3 Key Creation Functions

Before a template CC may be used for cryptographic operations it requires populating with a key. This is achieved using *gcs_derive_cc* to derive a key from an input parameter, for example a user supplied string, or *gcs_generate_key* to internally generate a key value or key value pair. This is illustrated in Figure 2-3.

2.4 Hash and Signature Functions

Function	GCS Authorities
<i>gcs_generate_checkvalue</i>	-
<i>gcs_verify_checkvalue</i>	-
<i>gcs_generate_hash</i>	-
<i>gcs_generate_random_number</i>	-

Table 2-4 Hash and Signature Functions

The cryptographic hash and signature functions listed above provide the basis for integrity and digital signature operations and will be supported by all CSF implementations. *gcs_generate_checkvalue* and *gcs_verify_checkvalue* generate cryptographically protected hash values (e.g., digital signatures). *gcs_generate_hash* generates a hash of the supplied input data. *gcs_generate_random_number* is used to generate a cryptographically strong random number.

A code example for the retrieval of a populated CC and its use to generate check value is given below. This example does include all the necessary code to create a compilable program but only emphasises the GCS-API calls necessary.

BOB retrieves his key and use it to sign some data.

```
#include <libgcs.h>

main()
{
    OM_uint32          minor_status ;
    OM_uint32          ret ;
    gcs_session_context_t session_context ;
    gcs_cc_t           bob_s_crypto_context ;

#define BUFFER_SIZE 256

    gcs_buffer_desc    cc_name ;
    gcs_buffer_desc    init_param ;
    gcs_buffer_desc    buffer ;
```

```

gcs_buffer_desc          check_value ;

char user_s_CC_name[MAX_CC_NAME_LENGTH]      = "BOB_S_CC " ;
char buffer_data[BUFFER_SIZE];

int i ;

/**
 * Initialisation of a session between bob and the Cryptographic
 * Security Module.
 * This is omitted for clarity.
 */

/**
 * Retrieve the cryptographic context from the database.
 */

cc_name.length = MAX_CC_NAME_LENGTH ;
(char *) cc_name.value = user_s_CC_name ;

if ( (ret = gcs_retrieve_cc(&minor_status, &session_context, NULL,
                          &cc_name, NULL, FALSE, &bob_s_crypto_context))
    != GCS_S_COMPLETE) {
    fprintf(stderr, "Error %d in gcs_retrieve_cc0, ret) ;
    exit (-1) ;
}

/**
 * Fill buffer with data to be signed.
 */

/**
 * Compute checkvalue of the buffer
 */

if ( (ret = generate_check_value(&minor_status,&session_context,&buffer,
                                NULL,GCS_C_ONLY,&bob_s_crypto_context,
                                NULL,&check_value))
    != GCS_S_COMPLETE) {
    fprintf(stderr, "Error %d in generate_check_value0, ret) ;
    exit (-1) ;
}

/**
 * Store or transmit the computed check value.
 */

/**
 * Release buffers and delete cryptographic context
 */

```

```

if ( (ret = gcs_delete_cc(&minor_status,&session_context,
                        &bob_s_crypto_context))
    != GCS_S_COMPLETE) {
    fprintf(stderr, "Error %d in gcs_delete_cc0, ret) ;
    exit (-1) ;
}

if ( (ret = gcs_release_buffer(&minor_status,&check_value))
    != GCS_S_COMPLETE) {
    fprintf(stderr, "Error %d in gcs_release_buffer0, ret) ;
    exit (-1) ;
}

return (0) ;
}

```

2.5 Data Encipherment Functions

Function	GCS Authorities
<code>gcs_encipher_data</code>	GCS_C_ENCIPHER_DECIPHER
<code>gcs_decipher_data</code>	GCS_C_ENCIPHER_DECIPHER
<code>gcs_protect_data</code>	GCS_C_ENCIPHER_DECIPHER
<code>gcs_decipher_verify</code>	GCS_C_ENCIPHER_DECIPHER

Table 2-5 Data Encipherment Functions

The data encipherment operations listed above provide the basis for confidentiality operations. Legislative constraints on the use or supply of cryptographic services for data encipherment means that these functions may not be supported by all CSF implementations or may have operational constraints imposed on them and callers may require specific authorisation to use them, as represented by the GCS_C_ENCIPHER_DECIPHER GCS Authorisation.

`gcs_encipher_data` and `gcs_decipher_data` provide for the simple enciphering and deciphering of a set of data.

`gcs_protect_data` provides for the simultaneous enciphering and generation of a hash value or digital signature over the same data for the purposes of providing both confidentiality and integrity, and possibly data origin authentication. `gcs_decipher_and_verify` provides for the simultaneous deciphering and verification of a hash value or digital signature associated with the received ciphertext.

2.6 Cryptographic Context Storage Functions

Function	GCS Authorities
<code>gcs_store_cc</code>	GCS_C_SELECTION or GCS_C_KEY_USAGE
<code>gcs_remove_cc</code>	GCS_C_SELECTION or GCS_C_KEY_USAGE

Table 2-6 Cryptographic Context Storage Functions

These functions provide for the storage of CCs under the control of the CSF and their subsequent removal. See Figure 2-4.

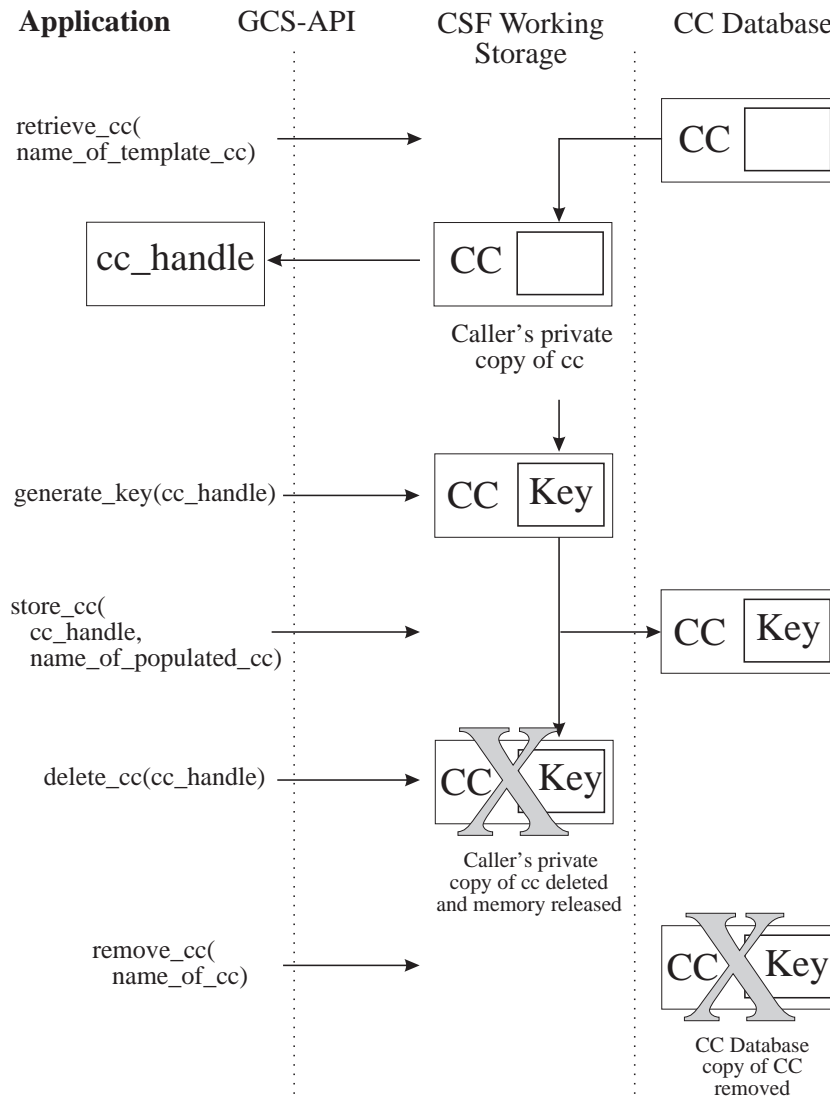


Figure 2-4 CC Storage Management Functions

`gcs_store_cc` provides for the storage of a CC and the assignment of a caller defined name to the stored CC. The act of storage provides for the global referencing of that CC by any caller of the CSF subject to any authorisation policy enforced by the CSF. `gcs_remove_cc` removes a CC from

CSF controlled storage and therefore it is then no longer available for use.

The code example below is of the retrieval of a Template CC, its population with a key, and storage as a populated cc for subsequent use.

```

/**
 * Retrieve a MD5+RSA cryptographic context from the database,
 * populate it with a key and store it as bob's crypto context
 */

#include <libgcs.h>

main()
{
    OM_uint32          minor_status ;
    OM_uint32          ret ;
    gcs_session_context_t session_context ;
    gcs_cc_t           template_cc ;

    gcs_buffer_desc    cc_name ;
    gcs_buffer_desc    init_param ;
    char               admin_name[MAX_USER_NAME_LENGTH] = "ADMIN " ;
    char               admin_pswd[MAX_PSWD_LENGTH]       = "MGT_PSWD " ;
    char               template_cc_name[MAX_CC_NAME_LENGTH] = "RSA-SIGN-MD5 " ;
    char               bob_s_cc_name[MAX_CC_NAME_LENGTH]  = "BOB_S_CC " ;

    /** Initialisation of a session between administrator and the Cryptographic
     * Security Module.
     * This has been omitted for clarity.
     */

    /**
     * Retrieve a template cryptographic context from the database,
     * containing RSA and MD5 algorithms.
     */

    cc_name.length = MAX_CC_NAME_LENGTH ;
    (char *) cc_name.value = template_cc_name ;

    if ( (ret = gcs_retrieve_cc(&minor_status, &session_context, NULL,
                               &cc_name, NULL, FALSE, &template_cc))
        != GCS_S_COMPLETE) {
        fprintf(stderr, "Error %d in gcs_retrieve_cc0, ret) ;
        exit (-1) ;
    }

    /**

```

```

    * Generate a key and populate the cryptographic context with it,
    * and then store the new cryptographic context in the database under
    * the name 'BOB_S_CC'.
    */

if ( (ret = gcs_generate_key(&minor_status, &session_context, &template_cc))
    != GCS_S_COMPLETE) {
    fprintf(stderr, "Error %d in gcs_generate_key0, ret) ;
    exit (-1) ;
}

(char *) cc_name.value = bob_s_CC_name ;
if ( (ret = gcs_store_cc(&minor_status, &session_context, NULL,
                        &bob_s_CC_name, &template_cc, NULL, NULL, NULL))
    != GCS_S_COMPLETE) {
    fprintf(stderr, "Error %d in gcs_store_cc0, ret) ;
    exit (-1) ;
}

/****
 * Release buffers and delete cryptographic context
 */

if ( (ret = gcs_delete_cc(&minor_status, &session_context,
                        &template_cc))
    != GCS_S_COMPLETE) {
    fprintf(stderr, "Error %d in gcs_delete_cc0, ret) ;
    exit (-1) ;
}

return (0) ;
}

```

2.7 Key Exchange Functions

Function	GCS Authorities
<code>gcs_export_key</code>	GCS_C_KEY_USAGE
<code>gcs_import_key</code>	GCS_C_KEY_USAGE
<code>gcs_key_agreement</code>	GCS_C_KEY_USAGE

Table 2-7 Key Exchange Functions

The key exchange functions provide for the encapsulation of a key into an object protected by a key exchange key (KEK) for the purposes of exchanging the key with another CSF or of binding the key with an object that has been protected by the key for the purposes of messaging or data storage.

`gcs_export_key` provides for the export of a key from a supplied CC. `gcs_import_key` provides for the import of a key protected under a KEK and its insertion into a supplied CC. This is

illustrated in Figure 2-5.

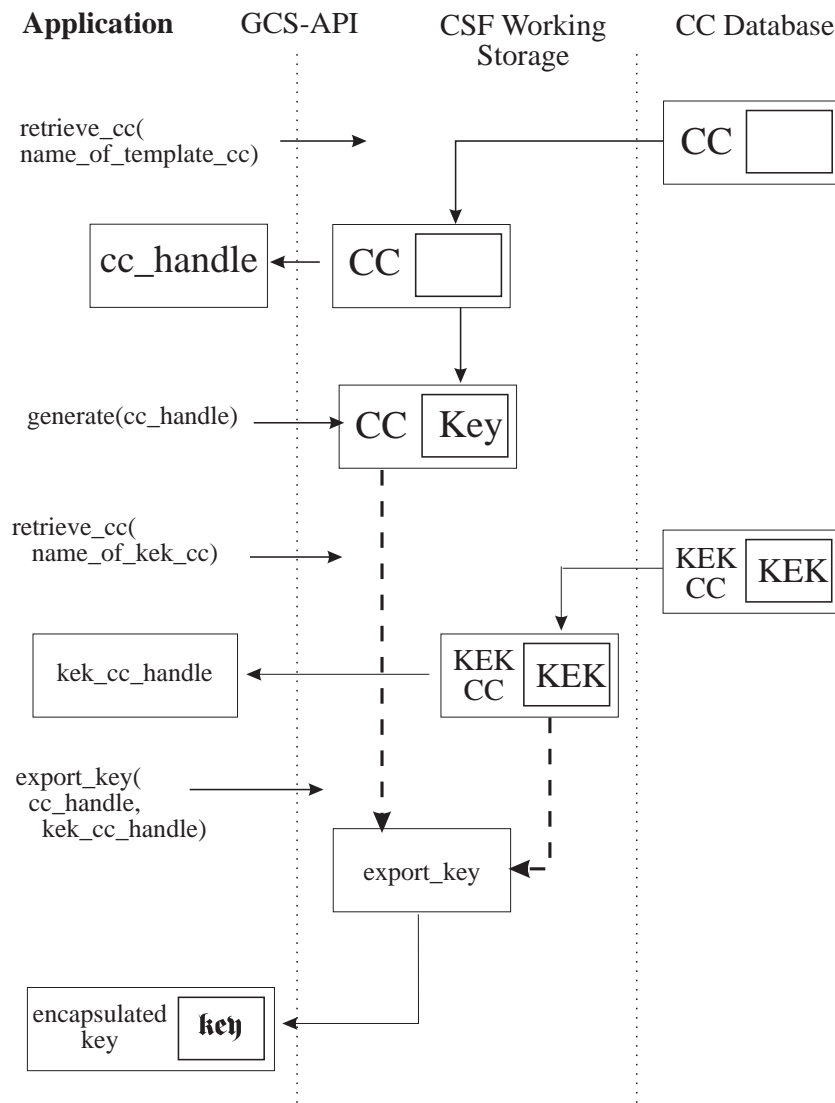


Figure 2-5 Key Export

gcs_key_agreement provides support for more complex key exchange protocols as implemented by the CSF.

The GCS_C_KEY_USAGE authorisation is required by a caller of these functions as it is normally necessary to set key usage and key lifetime parameters within the CC.

2.8 GCS-API Utility Functions

Function	GCS Authorities
<code>gcs_get_csf_params</code>	-
<code>gcs_release_buffer</code>	-
<code>gcs_release_bit_string</code>	-

Table 2-8 GCS-API Utility Functions

`gcs_get_csf_parameters` provides for the querying of implementation specific parameters such as maximum buffer size and the type of implementation (hardware, software, etc.).

`gcs_release_buffer` provides for the release of any buffers assigned by the GCS-API on a callers behalf.

`gcs_release_bit_string` provides for the release of any storage space allocated by `gcs_get_cc`, `gcs_generate_random`, `gcs_export_key` and `gcs_get_csf_params`.

Basic Parameter Passing Conventions

This chapter describes the data types used by the C-language versions of the basic GCS-API functions. It also explains calling conventions for these functions.

3.1 Structured Data Types

Wherever these GCS-API C-bindings describe structured data, only fields that must be provided by all GCS-API implementations are documented. Individual implementations may provide additional fields, either for internal use within GCS-API routines, or for use by non-portable applications.

3.2 Integer Types

GCS-API defines the following integer data type:

```
OM_uint32    32-bit unsigned integer
```

Where guaranteed minimum bit-count is important, this portable data type is used by the GCS-API routine definitions. Individual GCS-API implementations include appropriate **typedef** definitions to map this type onto a built-in data type.

3.3 String Data and Similar Data

3.3.1 Byte Strings

Many of the GCS-API routines take arguments and return values that describe contiguous multi-byte data. All such data are passed between the GCS-API and the caller using the **gcs_buffer_t** data type. This data type is a pointer to a buffer descriptor consisting of a **length** field, which contains the total number of bytes in the data, and a **value** field, which contains a pointer to the actual data:

```
typedef struct gcs_buffer_desc_struct{
    size_t    length;
    void     *value;
} gcs_buffer_desc, *gcs_buffer_t;
```

Storage for data passed to the application by a GCS-API routine using the **gcs_buffer_t** conventions is allocated by the GCS-API routine. The application may free this storage by invoking the *gcs_release_buffer()* routine. Allocation of the **gcs_buffer_desc** object is always the responsibility of the application; unused **gcs_buffer_desc** objects may be initialised to the value **GCS_C_EMPTY_BUFFER**.

3.3.2 Character Strings

Certain multi-octet data items may be regarded as simple Latin-1 character strings as defined in the ISO/IEC 8859-1 standard. An example of this is the *input-string* argument to *gcs_verify_key_pattern()*. Character strings are passed between the application and the GCS-API using the **gcs_buffer_t** data type, defined earlier.

3.3.3 Bit Strings

Certain multi-octet data items may be regarded as simple bit strings. An example of this is the *export_data* argument to *gcs_export_key.()* Some GCS-API routines also return bit strings. The **gcs_bit_string_t** data type is a pointer to a buffer descriptor consisting of a **length** field, which contains the total number of bits, and a **bits** field which contains a pointer to the actual data, with the most significant bit first (in the lowest address bit).

```
typedef struct gcs_bit_string_desc_struct {
    OM_uint32  length;
    char      *bits;
} gcs_bit_string_desc, *gcs_bit_string_t;
```

Bit strings are passed between the application and the GCS-API using the **gcs_bit_string_t** data type.

Certain GCS-API functions return an array of bit strings. This is defined as follows:

```
typedef struct gcs_bit_string_set_desc_struct {
    OM_uint32      count;
    gcs_bit_string_t  bit-strings;
} gcs_bit_string_set_desc, *gcs_bit_string_set_t
```

3.3.4 Opaque Data Types

Certain multi-octet data items are considered opaque data types at the GCS-API, because their internal structure only has significance to the CSF. Examples of such opaque data types are the

- *session_context* argument to all GCS-API functions.
This is opaque to the GCS-API and is passed between the GCS-API and the application using the **gcs_session_context_t** datatype
- *CC* argument to several GCS-API functions.
This is opaque to the caller and is passed between the GCS-API and the application using the **gcs_cc_t** datatype. The design of the interface does not preclude a hardware implementation. The implementation defines whether the CC is held entirely within the CSF or outside the CSF. The contents must be protected against modification, any key values contained therein will generally also be confidentiality protected.

3.4 Contexts

The `gcs_cc_t` data type contains a caller-opaque cryptographic context defined by the implementation. The cryptographic context holds the algorithm context and key context information.

3.5 Session Context Parameters

The `gcs_session_context_t` data type contains a caller-opaque set of session context parameters which may be required by the implementation. These are set by a call to `gcs_initialise_session`. One example of their use is to include identification and authorisation information relating to the caller of the CSF.

3.6 Status Values

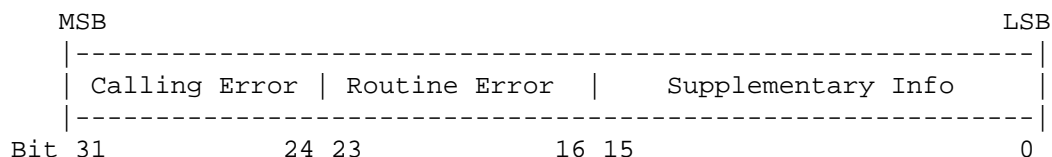
One or more status codes are returned by each GCS-API routine. Two distinct sorts of status code are returned. These are termed GCS status codes and minor status codes. An implementation of GCS functions shall return GCS_S_COMPLETE and other status values appropriate for the implementation of the function. The characteristics of a particular implementation may make some status returns inappropriate for that implementation. For example, status codes reflecting a hardware failure are inappropriate for a purely software implementation.

3.6.1 GCS Status Codes

GCS-API routines return GCS status codes as their **OM_uint32** function value. These codes indicate major status errors that are independent of the underlying mechanism used to provide the security service.

A GCS status code can indicate a single fatal generic API error from the routine and a single calling error. In addition, supplementary status information may be indicated by setting bits in a **Supplementary Info** field in a GCS status code.

These errors are encoded into the 32-bit GCS status code as follows:



Hence if a GCS-API routine returns a GCS status code whose upper 16 bits contain a non-zero value, the call failed. If the **Calling Error** field is non-zero, the invoking application's call of the routine was erroneous. Calling errors are defined in Table 3-1. If the **Routine Error** field is non-zero, the routine failed for one of the routine-specific reasons listed in Table 3-2 on page 29. Whether or not the upper 16 bits indicate a failure or a success, the routine may indicate additional information by setting bits in the **Supplementary Info** field of the status code. This specification does not currently define any supplementary information but it is included to accommodate a possible future expansion in scope that might require such information.

Name	Value in Field	Meaning
[GCS_S_CALL_INACCESSIBLE_READ]	1	A required input argument cannot be read.
[GCS_S_CALL_INACCESSIBLE_WRITE]	2	A required output argument cannot be written.
[GCS_S_CALL_BAD_STRUCTURE]	3	An argument is malformed.

Table 3-1 Calling Errors

Table 3-2 Routine Errors

Name	Value in Field	Meaning
[GCS_S_COMPLETE]	0	Successful completion.
[GCS_S_COMPLETE_QCF]	1	Successful completion; supplied CC has quasi-compromised flag set.
[GCS_S_CONTINUE_NEEDED]	2	The routine must be called again to complete its function. See individual function descriptions in Chapter 4 and Chapter 10 for a detailed description.
[GCS_S_FAILURE]	3	Miscellaneous failure (see text in function descriptions).
[GCS_S_AUTHORISATION_FAILURE]	4	Authorisation failure.
[GCS_S_BAD_FLAG]	5	The flag supplied is not valid.
[GCS_S_BAD_SIZE]	6	The input buffer size exceeds the maximum that can be handled by implementation
[GCS_S_BUFFER_OVERFLOW]	8	The output buffer could have overflowed.
[GCS_S_BAD_CC]	9	The crypto context supplied is invalid
[GCS_S_BAD_SUBJECT_CC]	10	Subject CC supplied is invalid.
[GCS_S_BAD_AC]	11	Invalid algorithm context supplied.
[GCS_S_BAD_KC]	12	Invalid key context supplied.
[GCS_S_BAD_KGK_CC]	13	Key generating key CC supplied is invalid.
[GCS_S_BAD_KEK_CC]	14	Key encrypting key CC supplied is invalid.
[GCS_S_BAD_ARCHIVE_CC]	15	The KEK supplied in the CC is invalid.
[GCS_S_BAD_DEVICE]	16	The specified device is unknown.
[GCS_S_BAD_PART]	17	Invalid key part specified.
[GCS_S_BAD_KEY_USAGE]	18	The key usage specified is not valid.
[GCS_S_INCORRECT_KEY_STATE]	19	Operation not permitted for key state supplied.
[GCS_S_BAD_TPG]	20	Invalid test pattern generator specified.
[GCS_S_BAD_EXPORT_DATA]	21	Export data unit specified is not valid.
[GCS_S_BAD_PROTOCOL]	22	Invalid protocol supplied.
[GCS_S_BAD_PARAMETER]	23	Invalid parameter name.
[GCS_S_BAD_PARAM_VALUE]	24	Invalid parameter value.
[GCS_S_BAD_REASON]	25	Reason for revocation not valid.
[GCS_S_BAD_EXPORT_MECH]	26	Specified export mechanism is not valid or is not specified as permitted export mechanism in supplied CC.
[GCS_S_RNG_NOT_INITIALISED]	27	The random number generator has not been initialised.
[GCS_S_BAD_SUBJECT_CONTAINER]	28	The subject container supplied is not valid
[GCS_S_INVALID_REFERENCE]	29	The CC reference supplied does not refer to a valid crypto context.

Name	Value in Field	Meaning
[GCS_S_BAD_ARCHIVE_STRING]	30	The bit string supplied could not be used to restore a CC.
[GCS_S_BAD_IV]	31	Invalid initialisation vector supplied
[GCS_S_BAD_SESSION_CONTEXT]	32	session context supplied is not valid
[GCS_S_CONFIDENTIALITY_FLAG]	33	The confidentiality flag is not set to YES
[GCS_S_BAD_DOMAIN_ID]	34	the CC domain id supplied is not valid
[GCS_S_BAD_CC_NAME]	35	the CC name supplied is not valid
[GCS_S_DEVICE_BUSY]	36	The specified device is busy.
[GCS_S_NO_CHECK]	37	The checkvalue is not verified.
[GCS_S_NO_VERIFY]	38	The key cannot be verified.
[GCS_S_BAD_CC_LIST]	39	List of cryptographic contexts supplied is not valid.
[GCS_S_CC_LOCKED]	40	The cryptographic context requested is locked.
[GCS_S_INVALID_STATE_TRANSITION]	41	Key state transition requested is not permitted
[GCS_S_IV_REQUIRED]	42	An initialisation vector is required but has not been supplied

The function specifications also use the name [GCS_S_COMPLETE], which is a zero value, to indicate an absence of any API errors or supplementary information bits.

Table 3-2 on page 29 includes the error codes applicable to both the Basic GCS-API and the Advanced GCS-API.

All [GCS_S_*] symbols equate to complete **OM_uint32** status codes, rather than to bit-field values. For example, the actual value of the symbol [GCS_S_BAD_SIZE] (value 3 in the **Routine Error** field) is $3 \ll 16$.

The macros:

```
GCS_CALLING_ERROR()
GCS_ROUTINE_ERROR()
GCS_SUPPLEMENTARY_INFO()
```

are provided, each of which takes a GCS status code and removes all but the relevant field. For example, the value obtained by applying GCS_ROUTINE_ERROR() to a status code removes the **Calling Errors** and **Supplementary Info** fields, leaving only the **Routine Errors** field. The values delivered by these macros may be directly compared with a [GCS_S_*] symbol of the appropriate type. The macro GCS_ERROR() is also provided, which when applied to a GCS status code returns a non-zero value if the status code indicates a calling or routine error, and a zero value otherwise.

A GCS-API implementation may choose to signal calling errors in a platform-specific manner instead of, or in addition to the routine value; routine errors and supplementary information should be returned by means of routine status values only.

3.6.2 Minor Status Codes

GCS-API C-language functions return a *minor_status* argument, which is used to indicate specialised errors from the underlying security mechanism. This argument may contain a single mechanism-specific error, indicated by an **OM_uint32** value.

The *minor_status* argument is always set by a GCS-API function, even if it returns a calling error or one of the generic API errors indicated above as fatal, although other output arguments may remain unset in such cases. However, output arguments that are expected to return pointers to storage allocated by a function must always be set by the function, even in the event of an error, although in such cases the GCS-API function may elect to set the returned argument value to NULL to indicate that no storage was actually allocated. Any length field associated with such pointers (as in a **gcs_buffer_desc** structure) should also be set to zero in such cases.

The GCS status code [GCS_S_FAILURE] is used to indicate that the underlying mechanism detected an error for which no specific GCS status code is defined. The minor status code provides more details about the error.

3.7 Optional Arguments

Various arguments are described as optional. This means that they follow a convention whereby a default value may be requested. The following conventions are used for omitted arguments. These conventions apply only to those arguments that are explicitly documented as optional.

3.7.1 `gcs_buffer_t` Types

Specify `GCS_C_NO_BUFFER` as a value. For an input argument this signifies that default behaviour is requested, while for an input,output argument it indicates that the information that would be returned by the argument is not required by the application.

3.7.2 Integer Types

Individual argument documentation lists values to be used to indicate default actions. These are passed by value.

3.7.3 Pointer Types

Specify `NULL` as the value.

3.8 Constants

The tables below set out the constants defined by the specification, and the value to which they are set.

Name	Value	Meaning
[GCS_C_TRUE]	1	True
[GCS_C_FALSE]	0	False
[GCS_C_NULL]	NULL	Null
[GCS_C_EMPTY_BUFFER]	NULL	Empty buffer
[GCS_C_NO_BUFFER]	NULL	No buffer is supplied or returned
[GCS_C_NO_BIT_STRING]	NULL	The bit string supplied or returned is null

Table 3-3 Optional Parameter Constants

3.8.1 Algorithm Independent CC Names

The default set of algorithm independent CC names is:

CC Name	Meaning
LOCAL_SYM_ENCIPHER_DECIPHER	Default symmetric encipher/decipher CC
LOCAL_ASYM_ENCIPHER	Default asymmetric encipher CC
LOCAL_ASYM_DECIPHER	Default asymmetric decipher CC
LOCAL_SIGN	Default signature generate CC
LOCAL_VERIFY	Default signature verify CC
LOCAL_HASH	Default hash CC
LOCAL_EXPORT	Default export key CC
LOCAL_IMPORT	Default import key CC

Table 3-4 Algorithm Independent CC Names

3.8.2 Chain Flag

The chain flag can take on one of several values as illustrated below.

Chain Flag	Value	Meaning
GCS_FIRST	1	if set, indicates the first of several input buffers
GCS_MIDDLE	2	if set, indicates the second, or subsequent input buffer, but not the last
GCS_LAST	3	If set, indicates the last of several input buffers
GCS_ONLY	4	If set, indicates only one buffer is input

Table 3-5 Chain Flag Values

3.8.3 Storage Unit Classes

The following constants are defined for use as the storage unit class component in a *CC_reference* in a call to *gcs_store_cc()*

Storage Unit Class	Value	Meaning
GCS_C_DISK	1	Disk storage unit class
GCS_C_MEMORY	2	Memory storage unit class
GCS_C_CDROM	3	CD-ROM storage unit class
GCS_C_SMARTCARD	4	Smart Card storage unit class

Table 3-6 Storage Unit Class

3.8.4 CSF Parameters

The following constants define the names of the parameters that may be retrieved using *gcs_get_csf_params()*.

Parameter Name	Value	Meaning
GCS_C_MAX_BUFFER_SIZE	0	Maximum buffer size supported
GCS_C_IMPLEMENTATION_TYPE	1	Type of implementation

Table 3-7 CSF Parameters

3.8.5 CSF Implementation Type

The following constants are defined for the implementation types that may be returned by *gcs_get_csf_params()*.

Implementation Type	Value	Meaning
GCS_C_UNKNOWN	0	The implementation cannot return type
GCS_C_HARDWARE	1	Hardware implementation
GCS_C_SOFTWARE	2	Software implementation
GCS_C_BOTH	3	Mixed hardware and software implementation

Table 3-8 CSF Implementation Types

Basic CSF Application Program Interface (API)

This chapter presents the functions that comprise the basic GCS-API.

In the majority of these definitions a cryptographic context is included as an input parameter providing information on the algorithm(s) and key(s) to be used in the function. A cryptographic context is also included as an output parameter because the CC may be modified by the call, eg., usage counts and key states may be modified any time the CC is used to provide a key used within a function. The check value of the CC and the validity period of a key within the CC are checked on each use of the CC.

NAME

`gcs_decipher_data` — returns the input cipher text data as clear text

SYNOPSIS

```
OM_uint32 gcs_decipher_data(
    OM_uint32          *minor_status,
    gcs_session_context_t *session_context,
    gcs_buffer_t       input_data,
    gcs_buffer_t       IV,
    OM_uint32          chain_flag,
    gcs_cc_t           *cc,
    gcs_buffer_t       intermediate_result,
    gcs_buffer_t       output_data
);
```

DESCRIPTION

This function transforms the input data from ciphertext, to cleartext using the given reversible cryptographic algorithm, key and related parameters specified in *cc*.

Data greater in length than the maximum buffer size supported by an implementation may be transformed by successive calls to *gcs_decipher_data*, passing *intermediate_result* from one call as input to the next call. The maximum buffer size may be determined by calling *gcs_get_csf_params*.

The lengths of the clear text and cipher text may or may not be the same.

The caller must possess the GCS_C_ENCIPHER_DECIPHER authority. If successful, the function returns [GCS_S_COMPLETE] or [GCS_S_COMPLETE_QCF].

The arguments for *gcs_decipher_data()* are:

minor_status (out)

An implementation specific return status that provides additional information when [GCS_S_FAILURE] is returned by the function.

session_context (opaque,in)

The implementation specific parameter that defines the context of the current session between the caller and the CSF. The contents of this session context are required to support uses such as continuous I&A and authorisation.

input_data (in)

The input cipher text data to be deciphered.

IV (optional, in)

The optional initialisation vector dependent upon the algorithm specified by *cc*.

chain_flag (in)

This argument can be set to GCS_FIRST, GCS_MIDDLE, GCS_LAST or GCS_ONLY.

cc (opaque,in/out)

The cryptographic context from which the algorithm, key and related parameters are taken to decipher the input data. It is returned with the key state updated as appropriate.

intermediate_result (in/out)

The intermediate results from the decipher calculation are returned with successive calls to *gcs_decipher_data*.

output_data (out)

The clear text corresponding to the cipher text input data is returned in the output buffer. If

the pointer and length within the *gcs_buffer_t* structure are GCS_NULL then the implementation allocates a buffer for the output of the ciphertext. If the pointer and length within the *gcs_buffer_t* structure are not GCS_NULL then the implementation will attempt to use the specified buffer when writing the ciphertext.

RETURN VALUE

The following GCS status codes shall be returned:

[GCS_S_CONTINUE_NEEDED]

gcs_decipher_data requires to be called again supplying the value returned in *intermediate_result* as an input parameter.

[GCS_S_COMPLETE]

Successful completion.

[GCS_S_COMPLETE_QCF]

Successful completion but cc has quasi compromised flag set in key context.

[GCS_S_BAD_SESSION_CONTEXT]

The session context supplied is not valid.

[GCS_S_BUFFER_OVERFLOW]

The input buffer length exceeds the maximum buffer size supported by the implementation or the output buffer has overflowed.

[GCS_S_BAD_SUBJECT_CC]

The cryptographic context supplied is not valid.

[GCS_S_INCORRECT_KEY_STATE]

The key state in the CC supplied does not permit the requested action, ie., key state must be active or quiescent.

[GCS_S_IV_REQUIRED]

An initialisation vector is required but has not been supplied.

[GCS_S_FAILURE]

An implementation specific error or failure has occurred.

[GCS_S_AUTHORISATION_FAILURE]

The caller does not possess the required authority or some other authorisation failure has occurred.

[GCS_S_BAD_FLAG]

The chaining flag specified is not valid.

ERRORS

No other errors are defined.

NAME

`gcs_decipher_verify` — decipher input data and verify check value

SYNOPSIS

```
OM_uint32 gcs_decipher_verify(
    OM_uint32          *minor_status,
    gcs_session_context_t *session_context,
    gcs_buffer_t       input_data,
    gcs_buffer_t       IV,
    gcs_buffer_t       check_value,
    OM_uint32          chain_flag,
    gcs_cc_t           *confidentiality_cc,
    gcs_cc_t           *integrity_cc,
    gcs_buffer_t       intermediate_result,
    gcs_buffer_t       output_data
);
```

DESCRIPTION

This function transforms the cipher text into cleartext, using the reversible cryptographic algorithm, key and related parameters as specified in *confidentiality_cc* and the optional *IV*. It simultaneously verifies the check value against that derived from the cleartext derived from *input_data* and may authenticate the origin of a set of data, ie., prove the knowledge of the key used to generate the check value.

Data greater in length than the maximum buffer size supported by an implementation may be transformed by successive calls to *gcs_decipher_verify*, passing *intermediate_result* from one call as input to the next call. The maximum buffer size may be determined by calling *gcs_csf_params*.

The lengths of the clear text and cipher text may or may not be the same.

The caller must possess the GCS_C_ENCIPHER_DECIPHER authority. If successful, the function returns [GCS_S_COMPLETE] or [GCS_S_COMPLETE_QCF].

The arguments for *gcs_decipher_verify()* are:

minor_status (out)

An implementation specific return status that provides additional information when [GCS_S_FAILURE] is returned by the function.

session_context (opaque,in)

The implementation specific parameter that defines the context of the current session between the caller and the CSF. The contents of this session context are required to support uses such as continuous I&A and authorisation.

input_data (in)

The input cipher text data to be deciphered.

IV (optional,in)

The optional initialisation vector dependent upon the algorithm specified in *cc*. The IV block of random data is there to make each message unique. It can also be used as a confounder.

check_value (in)

The check value to be verified.

chain_flag (in)

This argument can be set to GCS_FIRST, GCS_MIDDLE, GCS_LAST or GCS_ONLY.

cc (opaque,in/out)

The cryptographic context supplied, from which the algorithm, key and related parameters are taken to decipher the data input. The cryptographic context is returned, with key state updated as appropriate.

intermediate_result (in/out)

The intermediate results from the decipher calculation are returned with successive calls to *gcs_decipher_verify*.

output_data (out)

The deciphered data output from the function. If the pointer and length within the *gcs_buffer_t* structure are GCS_NULL then the implementation allocates a buffer for the output of the ciphertext. If the pointer and length within the *gcs_buffer_t* structure are not GCS_NULL then the implementation will attempt to use the specified buffer when writing the clear text.

RETURN VALUE

The following GCS status codes shall be returned:

[GCS_S_CONTINUE_NEEDED]

gcs_decipher_verify requires to be called again supplying the value returned in *intermediate_result* as an input parameter.

[GCS_S_COMPLETE]

Successful completion.

[GCS_S_COMPLETE_QCF]

Successful completion but CC has quasi compromised flag set in key context.

[GCS_S_BAD_SESSION_CONTEXT]

The session context supplied is not valid.

[GCS_S_BUFFER_OVERFLOW]

The input buffer length exceeds the maximum buffer size supported by the implementation.

[GCS_S_INCORRECT_KEY_STATE]

The key state in the CC supplied does not permit the requested action. ie., the key state must be active.

[GCS_S_BAD_SUBJECT_CC]

The subject cryptographic context supplied is not valid.

[GCS_S_IV_REQUIRED]

An initialisation vector is required and has not been supplied.

[GCS_S_NO_CHECK]

The check value input does not compare with that computed using the input data and the specified CC.

[GCS_S_BAD_SIZE]

The input data exceeds MAXSIZE in length.

[GCS_S_FAILURE]

An implementation specific error or failure has occurred.

[GCS_S_AUTHORISATION_FAILURE]

The caller does not possess the required authority or some other authorisation failure has occurred.

ERRORS

No other errors are defined.

NAME

`gcs_delete_cc` — delete a cryptographic context

SYNOPSIS

```
OM_uint32 gcs_delete_cc(  
    OM_uint32          *minor_status,  
    gcs_session_context_t *session_context,  
    gcs_cc_t          *subject_cc  
);
```

DESCRIPTION

This function deletes the caller's copy of the cryptographic context referred to by *subject_cc* frees the memory allocated to it and sets the *subject_cc* pointer to NULL.

If successful, the function returns [GCS_S_COMPLETE].

The arguments for *gcs_delete_cc()* are:

minor_status (out)

An implementation specific return status that provides additional information when [GCS_S_FAILURE] is returned by the function.

session_context (opaque,in)

The implementation specific parameter that defines the context of the current session between the caller and the CSF. The contents of this context are required to support uses such as continuous I&A and authorisation.

subject_cc (opaque,in, out)

The cryptographic context to be deleted.

RETURN VALUE

The following GCS status codes shall be returned:

[GCS_S_COMPLETE]

Successful completion.

[GCS_S_BAD_SESSION_CONTEXT]

The session context supplied is not valid.

[GCS_S_BAD_SUBJECT_CC]

The cryptographic context supplied is not a valid context.

[GCS_S_FAILURE]

An implementation specific error or failure has occurred.

ERRORS

No other errors are defined.

NAME

`gcs_derive_key` — derive a protected secret key or a public and private key pair

SYNOPSIS

```
OM_uint32 gcs_derive_key(
    OM_uint32                *minor_status,
    gcs_session_context_t    *session_context,
    gcs_bit_string_t         input_string,
    gcs_cc_t                 *kgk_cc,
    gcs_cc_t                 *subject_cc
);
```

DESCRIPTION

This function derives a secret key or a public and private key pair from *input_string*.

The algorithm, key size, key usage and other parameters associated with the cryptographic context are specified in *subject_cc*.

The derived key will be protected and the cryptographic context header flag is set appropriately (i.e., `context_confidentiality` is set to YES.)

The key is output within the key context part of *subject_cc*. The caller must possess the GCS_C_SELECTION GCS authority or the call will fail.

If successful, the function returns [GCS_S_COMPLETE] or [GCS_S_COMPLETE_QCF].

The arguments for `gcs_derive_key()` are:

minor_status (out)

An implementation specific return status that provides additional information when [GCS_S_FAILURE] is returned by the function.

session_context (opaque,in)

The implementation specific parameter that defines the context of the current session between the caller and the CSF. The contents of this session context are required to support uses such as continuous I&A and authorisation.

input_string (in)

The input string used as the basis for deriving a secret key or a public and private key pair and interpreted per spawn method indicated in *kgk_cc*.

kgk_cc (optional, in/out)

When supplied this references the cryptographic context used to derive a key using the derivation mechanism specified in the algorithm context of *kgk_cc*.

subject_cc (opaque,in/out)

The *subject_cc* cryptographic context supplied is populated to include the secret key or public and private key pair derived by `gcs_derive_key` and returned.

RETURN VALUE

The following GCS status codes shall be returned:

[GCS_S_COMPLETE]

Successful completion.

[GCS_S_COMPLETE_QCF]

Successful completion but CC has quasi-compromised flag set in key context.

[GCS_S_BAD_SESSION_CONTEXT]

The session context supplied is not valid.

[GCS_S_BAD_KGK_CC]

The key generating key cryptographic context supplied is not valid.

[GCS_S_BAD_SUBJECT_CC]

The subject cryptographic context supplied is not valid.

[GCS_S_FAILURE]

An implementation specific error or failure has occurred.

[GCS_S_AUTHORISATION_FAILURE]

The caller does not possess the required GCS authority or some other authorisation failure has occurred.

ERRORS

No other errors are defined.

NAME

`gcs_encipher_data` — transform the input data to ciphertext

SYNOPSIS

```
OM_uint32 gcs_encipher_data(
    OM_uint32          *minor_status,
    gcs_session_context_t *session_context,
    gcs_buffer_t      input_data,
    gcs_buffer_t      IV,
    OM_uint32          chain_flag,
    gcs_cc_t           *cc,
    gcs_buffer_t      intermediate_result,
    gcs_buffer_t      output_data
);
```

DESCRIPTION

This function transforms the clear text input data into cipher text, using the reversible cryptographic algorithm, key and related parameters as specified in *cc*.

Data greater in length than the maximum buffer size supported by an implementation may be transformed by successive calls to *gcs_encipher_data*, passing *intermediate_result* from one call as input to the next call. The maximum buffer size may be determined by calling *gcs_get_csf_params*.

The lengths of the clear text and cipher text may or may not be the same.

The caller must possess the GCS_C_ENCIPHER_DECIPHER authority. If successful, the function returns [GCS_S_COMPLETE] or [GCS_S_COMPLETE_QCF].

The arguments for *gcs_encipher_data()* are:

minor_status (out)

An implementation specific return status that provides additional information when [GCS_S_FAILURE] is returned by the function.

session_context (opaque,in)

The implementation specific parameter that defines the context of the current session between the caller and the CSF. The contents of this session context are required to support uses such as continuous I&A and authorisation.

input_data (in)

The input clear text data to be enciphered.

IV (optional,in)

The optional initialisation vector dependent upon the algorithm specified in *cc*. The IV block of random data is there to make each message unique. It can also be used as a confounder.

chain_flag (in)

This argument can be set to GCS_FIRST, GCS_MIDDLE, GCS_LAST or GCS_ONLY.

cc (opaque,in/out)

The cryptographic context supplied, from which the algorithm, key and related parameters are taken to encipher the data input. The cryptographic context is returned, with key state updated as appropriate.

intermediate_result (in/out)

The intermediate results from the encipher calculation are returned with successive calls to *gcs_encipher_data*.

output_data (out)

The enciphered data output from the function. If the pointer and length within the *gcs_buffer_t* structure are GCS_NULL then the implementation allocates a buffer for the output of the ciphertext. If the pointer and length within the *gcs_buffer_t* structure are not GCS_NULL then the implementation will attempt to use the specified buffer when writing the ciphertext.

RETURN VALUE

The following GCS status codes shall be returned:

[GCS_S_CONTINUE_NEEDED]

gcs_encipher_data requires to be called again supplying the value returned in *intermediate_result* as an input parameter.

[GCS_S_COMPLETE]

Successful completion.

[GCS_S_COMPLETE_QCF]

Successful completion but CC has quasi compromised flag set in key context.

[GCS_S_BAD_SESSION_CONTEXT]

The session context supplied is not valid.

[GCS_S_BUFFER_OVERFLOW]

The input buffer length exceeds the maximum buffer size supported by the implementation.

[GCS_S_INCORRECT_KEY_STATE]

The key state in the CC supplied does not permit the requested action. ie., the key state must be active.

[GCS_S_BAD_SUBJECT_CC]

The subject cryptographic context supplied is not valid.

[GCS_S_IV_REQUIRED]

An initialisation vector is required and has not been supplied.

[GCS_S_FAILURE]

An implementation specific error or failure has occurred.

[GCS_S_AUTHORISATION_FAILURE]

The caller does not possess the required authority or some other authorisation failure has occurred.

ERRORS

No other errors are defined.

NAME

`gcs_export_key` — transform a key into a protected form for export

SYNOPSIS

```
OM_uint32 gcs_export_key(  
    OM_uint32                *minor_status,  
    gcs_session_context_t    *session_context,  
    gcs_cc_t                 *subject_cc,  
    gcs_cc_t                 *kek_cc,  
    gcs_bit_string_t         export_data  
);
```

DESCRIPTION

The `gcs_export_key` function transforms a key and associated information, contained within or referenced by `subject_cc`, into an exchangeable protected form using a key enciphering key, contained within or referenced by `kek_cc`. This service returns a mechanism specific token (`export_data`) including the transformed key.

If `subject_cc` contains a private and public key pair, the `gcs_export_key` function only returns the public key.

This service is provided to support key distribution services. The caller must possess the `GCS_C_KEY_USAGE` GCS authority or the function will fail.

If successful, the function returns `[GCS_S_COMPLETE]` or `[GCS_S_COMPLETE_QCF]`.

The arguments for `gcs_export_key()` are:

`minor_status` (out)

An implementation specific return status that provides additional information when `[GCS_S_FAILURE]` is returned by the function.

`session_context` (opaque,in)

The implementation specific parameter that defines the context of the current session between the caller and the CSF. The contents of this session context are required to support uses such as continuous I&A and authorisation.

`subject_cc` (opaque,in/out)

The cryptographic context containing the key to be exported. The key context of `subject_cc` may be updated by the call to this function.

`kek_cc` (opaque,in/out)

The key enciphering key used to encipher the key and associated information contained in `subject_cc`.

`export_data` (in/out)

The partial protocol data unit, a mechanism-specific structure which reflects the `protocol_type` containing protocol specific information. On return, it includes the enciphered and protected key for export.

RETURN VALUE

The following GCS status codes shall be returned:

`[GCS_S_COMPLETE]`

Successful completion.

`[GCS_S_COMPLETE_QCF]`

Successful completion but `subject_cc` or `kek_cc` has quasi compromised flag set in key context.

[GCS_S_BAD_SESSION_CONTEXT]

The session context supplied is not valid, ie., is revoked or has been deactivated.

[GCS_S_BAD_SUBJECT_CC]

The *subject_cc* supplied is not valid.

[GCS_S_BAD_KEK_CC]

The *kek_cc* supplied is not valid.

[GCS_S_BAD_EXPORT_MECH]

The export_mechanism specified in *subject_cc* is inconsistent with the contents of *kek_cc*.

[GCS_S_BAD_EXPORT_DATA]

The export data supplied is not valid.

[GCS_S_INCORRECT_KEY_STATE]

The key state of the *kek_cc* does not permit the requested action.

[GCS_S_FAILURE]

An implementation specific error or failure has occurred.

[GCS_S_AUTHORISATION_FAILURE]

The caller does not possess the required GCS authority or some other authorisation failure has occurred.

ERRORS

No other errors are defined.

NAME

`gcs_generate_check_value` — return the check value of the input data

SYNOPSIS

```
OM_uint32 gcs_generate_check_value(
    OM_uint32          *minor_status,
    gcs_session_context_t *session_context,
    gcs_buffer_t      input_data,
    gcs_buffer_t      IV,
    OM_uint32          chain_flag,
    gcs_cc_t          *cc,
    gcs_buffer_t      intermediate_result,
    gcs_buffer_t      check_value
);
```

DESCRIPTION

This function returns the check value of the input data contained in *input_buffer* computed using the cryptographic algorithms, key and related parameters as specified by *cc* and the optional initialisation vector, *IV*. The function is used to compute a checkvalue from a data item for the purposes of integrity, or data origin authentication.

The maximum size of data that an implementation of the GCS-API can handle may be determined by a call to *gcs_get_csf_params*. Check values for data greater than the maximum size that can be handled by an implementation may be generated by successive invocations of *gcs_generate_check_value*. The contents of *intermediate_result* contain an intermediate result, if the chaining flag is set to *GCS_FIRST* or *GCS_MIDDLE*. In this case, the intermediate result is re-input as a parameter to the next call to *gcs_generate_check_value*. The *chain_flag* indicates if an invocation is the first, a middle, the last, or only invocation. The function works even if the input data is zero.

If successful, the function returns [*GCS_S_COMPLETE*] or [*GCS_S_COMPLETE_QCF*].

The arguments for *gcs_generate_check_value*() are:

minor_status (out)

An implementation specific return status that provides additional information when [*GCS_S_FAILURE*] is returned by the function.

session_context (opaque,in)

The implementation specific parameter that defines the context of the current session between the caller and the CSF. The contents of this session context are required to support uses such as continuous I&A and authorisation.

input_data (in)

The data for which the check value is to be generated. The input data may need to be split into sections that do not exceed the maximum input data size that can be handled by an implementation and successive calls made to *gcs_generate_check_value*.

IV (optional, in)

The optional initialisation vector used to generate the checkvalue.

chain_flag (in)

This argument can be set to one of four values, indicating how the input data have been split for hashing. Note that data can only be chained if the cryptographic algorithm in the *CC* supplied permits it. The *chain_flag* can be set to *GCS_FIRST*, *GCS_MIDDLE*, *GCS_LAST* or *GCS_ONLY*.

cc (opaque,in/out)

The cryptographic context used to generate the check value on the input data. The cryptographic context is returned with key states updated as appropriate.

intermediate_result (in/out)

If *chain_flag* is set to GCS_FIRST, or GCS_MIDDLE, the intermediate results from the checkvalue calculation are returned in this parameter. This needs to be input to the next call to *gcs_generate_check_value* ().

check_value (out)

If *chaining_flag* is set to either GCS_LAST or GCS_ONLY, then a call to *gcs_generate_check_value* () returns the check value in *check_value*.

RETURN VALUE

The following GCS status codes shall be returned:

[GCS_S_COMPLETE]

Successful completion.

[GCS_S_COMPLETE_QCF]

Successful completion but the quasi compromised flag is set in the key context of *cc*.

[GCS_S_CONTINUE_NEEDED]

Another call to the function is required.

[GCS_S_BAD_SESSION_CONTEXT]

The session context supplied is not valid.

[GCS_S_BAD_SUBJECT_CC]

The subject CC supplied is not valid.

[GCS_S_BAD_SIZE]

The input buffer size exceeds maximum size that can be handled by the implementation.

[GCS_S_BAD_FLAG]

The chaining flag specified is not valid.

[GCS_S_INCORRECT_KEY_STATE]

The key state in the CC supplied does not permit the requested action.

ERRORS

No other errors are defined.

NAME

`gcs_generate_hash` — irreversibly hash input data

SYNOPSIS

```
OM_uint32 gcs_generate_hash(
    OM_uint32                *minor_status,
    gcs_session_context_t    *session_context,
    gcs_buffer_t             input_data,
    gcs_cc_t                 *cc,
    gcs_buffer_t             intermediate_result,
    OM_uint32                chain_flag,
    gcs_buffer_t             output_data
);
```

DESCRIPTION

This function takes the *input_buffer* and hashes it according to the non-keyed cryptographic context defined by *cc*. The maximum size of data that an implementation of the GCS-API can handle may be determined by a call to *gcs_get_csf_params*. Hash values for data greater than the maximum size that can be handled by an implementation may be generated by successive invocations of *gcs_generate_hash*. The contents of *intermediate_result* contain an intermediate result, if the chaining flag is set to `GCS_FIRST` or `GCS_MIDDLE`. In this case, the intermediate result is re-input as a parameter to the next call to *gcs_generate_hash*. The *chaining_flag* indicates if an invocation is the first, a middle, the last, or only invocation. The function should still succeed even if the input data length is zero.

If successful, the function returns [`GCS_S_COMPLETE`].

The arguments for *gcs_generate_hash*() are:

minor_status (out)

An implementation specific return status that provides additional information when [`GCS_S_FAILURE`] is returned by the function.

session_context (opaque,in)

The implementation specific parameter that defines the context of the current session between the caller and the CSF. The contents of this session context are required to support uses such as continuous I&A and authorisation.

input_data (in)

The input data containing the data to be hashed. This must not exceed the maximum size that can be handled by the implementation.

cc (opaque, in/out)

The cryptographic context which includes the non-keyed algorithm context for the hash.

intermediate_result (in/out)

When the *chain_flag* is set to `GCS_MIDDLE` or `GCS_LAST`, the caller returns the last *intermediate_result* returned from the function as the *intermediate_result* for the next call to the function.

chain_flag (in)

This argument can be set to one of four values, `GCS_FIRST`, `GCS_MIDDLE`, `GCS_LAST`, and `GCS_ONLY`, indicating how the input data have been split for hashing.

output_buffer (out)

The results of the hashing are returned in the output buffer when the *chaining_flag* is set to `GCS_LAST` or `GCS_ONLY`.

RETURN VALUE

The following GCS status codes shall be returned:

[GCS_S_COMPLETE]

Successful completion.

[GCS_S_CONTINUE_NEEDED]

Another call to the function is required.

[GCS_S_BAD_SESSION_CONTEXT]

The session context supplied is not valid.

[GCS_S_BAD_SUBJECT_CC]

The cryptographic context supplied is not valid, ie., does not contain a suitable hash algorithm.

[GCS_S_BAD_FLAG]

The value supplied in the chaining flag is not valid.

[GCS_S_FAILURE]

An implementation specific error or failure has occurred. No cryptographic mechanisms are specified.

[GCS_S_BAD_SIZE]

The size of the input buffer exceeds the size that can be handled by the implementation.

[GCS_S_BUFFER_OVERFLOW]

The output buffer has overflowed.

ERRORS

No other errors are defined.

NAME

`gcs_generate_key` — generate a secret key, or a public and private key pair

SYNOPSIS

```
OM_uint32 gcs_generate_key(
    OM_uint32                *minor_status,
    gcs_session_context_t    *session_context,
    gcs_cc_t                 *cc
);
```

DESCRIPTION

This function generates a secret key or public and private key pair and populates the `cc`. The algorithm, key size, key usage and other parameters associated with the cryptographic context are specified in the `cc` supplied.

The generated key is protected. The function will fail if the `context_confidentiality` flag is not set to YES. The caller must possess the GCS_C_SELECTION GCS authority.

If successful, the function returns [GCS_S_COMPLETE].

The arguments for `gcs_generate_key()` are:

minor_status (out)

An implementation specific return status that provides additional information when [GCS_S_FAILURE] is returned by the function.

session_context (opaque,in)

The implementation specific parameter that defines the context of the current session between the caller and the CSF. The contents of this session context are required to support uses such as continuous I&A and authorisation.

cc (opaque,in/out)

The cryptographic context supplied should include the *algorithm_context* and the *key_data* without the key bits. The populated cryptographic context is returned, including the secret key or the public and private key pair generated by `gcs_generate_key`.

RETURN VALUE

The following GCS status codes shall be returned:

[GCS_S_COMPLETE]

Successful completion.

[GCS_S_BAD_SESSION_CONTEXT]

The session context supplied is not valid.

[GCS_S_BAD_SUBJECT_CC]

The cryptographic context supplied is not valid.

[GCS_S_RNG_NOT_INITIALISED]

The CSF pseudo-random number generator has not been initialised.

[GCS_S_CONFIDENTIALITY_FLAG]

The confidentiality flag is not set to YES, ie., the CC is intended for clear key.

[GCS_S_FAILURE]

An implementation specific error or failure has occurred.

[GCS_S_AUTHORISATION_FAILURE]

The caller does not possess the required GCS authority or some other authorisation failure has occurred.

ERRORS

No other errors are defined.

gcs_generate_random_number() *Basic CSF Application Program Interface (API)*

NAME

`gcs_generate_random_number` — return a cryptographically strong random number

SYNOPSIS

```
OM_uint32 gcs_generate_random_number(  
    OM_uint32                *minor_status,  
    gcs_session_context_t    *session_context,  
    OM_uint32                size,  
    gcs_bit_string_t         random_number  
);
```

DESCRIPTION

This function generates a cryptographically strong random number *size* bits in length and returns it in *random_number*. If successful, the function returns [GCS_S_COMPLETE].

A cryptographically strong number is one that does not have a period, is random, and might repeat. The arguments for `gcs_generate_random_number()` are:

minor_status (out)

An implementation specific return status that provides additional information when [GCS_S_FAILURE] is returned by the function.

session_context (opaque,in)

The implementation specific parameter that defines the context of the current session between the caller and the CSF. The contents of this session context are required to support uses such as continuous I&A and authorisation.

size (in)

The length in bits of the random number generated.

random_number (out)

The generated random number bit string

RETURN VALUE

The following GCS status codes shall be returned:

[GCS_S_COMPLETE]

Successful completion.

[GCS_S_BAD_SESSION_CONTEXT]

The session context supplied is not valid.

[GCS_S_RNG_NOT_INITIALISED]

The CSF pseudo-random number generator has not been initialised.

[GCS_S_FAILURE]

An implementation specific error or failure has occurred.

ERRORS

No other errors are defined.

NAME

gcs_get_csf_params — get csf parameters

SYNOPSIS

```
OM_uint32 gcs_get_csf_params(
    OM_uint32          *minor_status,
    gcs_session_context_t *session_context,
    gcs_cc_t          *subject_cc,
    OM_uint32          *parameter_name,
    OM_uint32          *parameter_integer_value,
    gcs_bit_string_t   parameter_bit_string
);
```

DESCRIPTION

This function returns the CSF parameters for the algorithm specified in *subject_cc*. Two parameters are defined by the specification, the MAX_BUFFER_SIZE and the IMPLEMENTATION_TYPE. Other parameters may be defined by the implementation. MAX_BUFFER_SIZE allows a caller to partition large files into blocks of manageable size for subsequent cryptographic functions.

If successful, the function returns [GCS_S_COMPLETE].

The arguments for *gcs_get_csf_params()* are:

minor_status (out)

An implementation specific return status that provides additional information when [GCS_S_FAILURE] is returned by the function.

session_context (opaque,in)

The implementation specific parameter that defines the context of the current session between the caller and the CSF. The contents of this context are required to support uses such as continuous I&A and authorisation.

subject_cc (opaque,in/out)

The cryptographic context containing the algorithm queried.

parameter_name (in)

The name of the parameter. The GCS-API currently defines GCS_C_GET_MAX_BUFFER_SIZE and GCS_C_IMPLEMENTATION_TYPE .

parameter_integer_value (out) CSF parameter integer values.

parameter_bit_string (out)

CSF bit string parameters.

RETURN VALUE

The following GCS status codes shall be returned:

[GCS_S_COMPLETE]

Successful completion.

[GCS_S_BAD_SESSION_CONTEXT]

The session context supplied is not valid.

[GCS_S_BAD_SUBJECT_CC]

The *subject_cc* supplied is not valid.

[GCS_S_FAILURE]

An implementation specific error or failure has occurred.

ERRORS

No other errors are defined.

NAME

`gcs_import_key` — transform a key into an operational form for import

SYNOPSIS

```
OM_uint32 gcs_import_key(
    OM_uint32                *minor_status,
    gcs_session_context_t    *session_context,
    gcs_cc_t                 *kek_cc,
    gcs_bit_string_t         export_data,
    gcs_cc_t                 *subject_cc
);
```

DESCRIPTION

The `gcs_import_key` function transforms a key and associated information contained within the `export_data` into an operational format key contained within or referenced by `subject_cc`.

The `export_data` is of an exchangeable protected format as produced by the `gcs_export_key` service. `kek_cc` references the key encrypting key under which the imported key is protected and `kek_cc` specifies the key distribution protocol being used.

This service is provided to support key distribution services. The caller must possess the GCS_C_KEY_USAGE GCS authority.

If successful, the function returns [GCS_S_COMPLETE] or [GCS_S_COMPLETE_QCF].

The arguments for `gcs_import_key()` are:

`minor_status` (out)

An implementation specific return status that provides additional information when [GCS_S_FAILURE] is returned by the function.

`session_context` (opaque,in)

The implementation specific parameter that defines the context of the current session between the caller and the CSF. The contents of this session context are required to support uses such as continuous I&A and authorisation.

`kek_cc` (opaque,in)

The cc containing the key enciphering key under which the imported key is protected.

`export_data` (in)

The input protocol data unit in protected exchangeable format as created by `gcs_export_key`.

`subject_CC` (opaque,in/out)

The cryptographic context supplied, if required for the specified `export_mech`, which is to be populated with the imported key and any associated information. The key in its operational format is returned in `subject_cc`. The `subject_cc` provides the defaults for key control parameters such as key usage, initial key state, key validity periods, etc.

RETURN VALUE

The following GCS status codes shall be returned:

[GCS_S_COMPLETE]

Successful completion.

[GCS_S_COMPLETE_QCF]

Successful completion but `subject_cc` or `kek_cc` has quasi compromised flag set in key context.

[GCS_S_BAD_SESSION_CONTEXT]

The session context supplied is not valid.

[GCS_S_BAD_SUBJECT_CC]

The cryptographic context supplied is not valid.

[GCS_S_BAD_KEK_CC]

The kek_cc supplied is not valid.

[GCS_S_BAD_EXPORT_MECH]

The export_mechanism specified in subject_cc is inconsistent with the contents of kek_cc.

[GCS_S_BAD_PDU]

The partial protocol data unit supplied is not valid.

[GCS_S_INCORRECT_KEY_STATE]

The key state of kek_cc does not permit the requested action.

[GCS_S_FAILURE]

An implementation specific error or failure has occurred.

[GCS_S_AUTHORISATION_FAILURE]

The caller does not possess the required GCS authority or some other authorisation failure has occurred.

ERRORS

No other errors are defined.

NAME

`gcs_initialise_session` — initialise a session with the CSF

SYNOPSIS

```
OM_uint32 gcs_initialise_session(
    OM_uint32                *minor_status,
    gcs_session_context_t    *session_context,
    gcs_buffer_t             initialise_parameters
);
```

DESCRIPTION

This function initialises a session between the caller and the CSF. It may be used to authenticate a caller and establish the context for the session between the caller and the CSF, including authorisations for the use of CSF functions and defaults that are individual to the caller, or the principal the caller represents.

To complete initialisation then a sequence of calls to `gcs_initialise_session` may be required. In this case the function returns [GCS_S_CONTINUE].

If successful, the function returns [GCS_S_COMPLETE].

The arguments for `gcs_initialise_session()` are:

minor_status (out)

An implementation specific return status that provides additional information when [GCS_S_FAILURE] is returned by the function.

session_context (opaque, in/out)

An implementation specific parameter that defines the context of the current session between the caller and the CSF. It is used as an input parameter to all other CSF functions to support continuous I&A and authorisation services. If `gcs_initialise_session()` returns GCS_S_CONTINUE then the partially completed *session_context* is reinput to the next call to `gcs_initialise_session()`.

initialise_parameters (opaque,in)

The set of implementation defined parameters required to initialise a session with the CSF.

RETURN VALUE

The following GCS status codes shall be returned:

[GCS_S_COMPLETE]

Successful completion.

[GCS_S_CONTINUE]

A further call to `gcs_initialise_session()` is required.

[GCS_S_BAD_SESSION_CONTEXT]

The session context supplied is not valid.

[GCS_S_FAILURE]

An implementation specific error or failure has occurred.

[GCS_S_AUTHORISATION_FAILURE]

An authorisation failure has occurred.

ERRORS

No other errors are defined.

NAME

`gcs_key_agreement` — initialise a key agreement exchange

SYNOPSIS

```
OM_uint32 gcs_key_agreement(
    OM_uint32                *minor_status,
    gcs_session_context_t    *session_context,
    gcs_cc_t                 *caller_cc,
    gcs_cc_t                 *other_cc,
    gcs_bit_string_t         pdu_in,
    gcs_bit_string_t         pdu_out,
    gcs_cc_t                 *kak_cc
);
```

DESCRIPTION

This function initiates the transformation of a key agreement and associated information between the application and a remote peer. The key agreement is completed by exchanging the `pdu_out` and `pdu_in` with the remote peer and making to one or more subsequent calls to `gcs_key_agreement()`.

The key agreement information is contained within or referenced by `kak_cc`. To complete the exchange of the key agreement, the `pdu_out` output from this function is sent as an opaque data item to the remote peer and the `pdu_in` is imported from the remote peer.

It returns a `kak_cc` in which the key agreement is built up with subsequent calls to `gcs_key_agreement`.

This service is provided to support key distribution services. The caller must possess the GCS_C_KEY_USAGE GCS authority or the call will fail.

If successful, the function returns [GCS_S_COMPLETE] or [GCS_S_COMPLETE_QCF].

The arguments for `gcs_key_agreement()` are:

minor_status (out)

An implementation specific return status that provides additional information when [GCS_S_FAILURE] is returned by the function.

session_context (opaque,in)

The implementation specific parameter that defines the context of the current session between the caller and the CSF. The contents of this session context are required to support uses such as continuous I&A and authorisation.

caller_cc (optional,opaque,in)

The *caller_cc* provides the private key of the caller. If not specified, the private key defaults to that established by the call to `gcs_initialise_session()` that established the current CSF session.

other_cc (opaque,in)

The *other_cc* provides the public key of the other party in the exchange.

pdu_in (in)

The partial protocol data unit sent from the remote peer. On the first call, *pdu_in* is a NULL pointer.

pdu_out (out)

The partial protocol data unit to be sent to the remote peer. This is an export mechanism-specific structure.

kak_cc (opaque,out)

The *kak_cc* maintains the intermediate state between subsequent calls to *gcs_key_agreement* and returns the enciphered and protected key agreement.

RETURN VALUE

The following GCS status codes shall be returned:

[GCS_S_COMPLETE]

Successful completion.

[GCS_S_COMPLETE_QCF]

Successful completion but *subject_cc* has the quasi compromised flag set in its key context.

[GCS_S_BAD_SESSION_CONTEXT]

The session context supplied is not valid.

[GCS_S_CONTINUE_NEEDED]

Subsequent call to *gcs_import_key_agreement* is needed.

[GCS_S_BAD_SUBJECT_CC]

One or more of *kak_cc*, *caller_cc*, or *another_cc* is not valid.

[GCS_S_BAD_EXPORT_MECH]

The export mechanism specified in *kak_cc* is not valid.

[GCS_S_BAD_PROTOCOL]

The *partial_pdu_to_send* supplied is not valid.

[GCS_S_INCORRECT_KEY_STATE]

The key state of one or more of *kak_cc*, or *caller_cc*, or *other_cc* does not permit the requested action.

[GCS_S_FAILURE]

An implementation specific error or failure has occurred.

[GCS_S_AUTHORISATION_FAILURE]

The caller does not possess the required GCS authority or some other authorisation failure has occurred.

ERRORS

No other errors are defined.

NAME

`gcs_list_cc` — list crypto contexts stored in CSF

SYNOPSIS

```
OM_uint32 gcs_list_cc(
    OM_uint32                *minor_status,
    gcs_session_context_t    *session_context,
    OM_uint32                index_in_cc_list,
    gcs_buffer_t             domain_id,
    gcs_buffer_t             cc_name,
    gcs_cc_ref_t             *cc_reference
);
```

DESCRIPTION

This function returns a *cc_reference*, a *cc_name* or a *domain_id* from the list of CCs indexed by *index_in_cc_list*. The caller is then able to retrieve the CCs by calling `gcs_retrieve_cc()` for each *cc_reference*, *cc_name* or *domain_id* in turn. The list of CCs indexed contains only those CCs accessible to the caller.

If successful, the function returns [GCS_S_COMPLETE].

The arguments for `gcs_list_cc()` are:

minor_status (out)

An implementation specific return status that provides additional information when [GCS_S_FAILURE] is returned by the function.

session_context (opaque,in)

An implementation specific parameter that defines the context of the current session between the caller and the CSF. The contents of this session context are required to support uses such as continuous I&A and authorisation.

index_in_cc_list (in)

The index in the list of cryptographic contexts that the caller wishes to access.

domain_id (out)

The domain identity of the cryptographic context corresponding to the *index_in_cc_list* supplied. The *domain_id* may be NULL.

cc_name (out)

The name of the CC corresponding to the *index_in_cc_list*. The *cc_name* may be NULL.

cc_reference (opaque,out)

The cryptographic context reference corresponding to the *index_in_cc_list* supplied. The *cc_reference* may be NULL.

RETURN VALUE

The following GCS status codes shall be returned:

[GCS_S_COMPLETE]

Successful completion. There is no other element in the list if the function returns with GCS_S_COMPLETE.

[GCS_S_CONTINUE_NEEDED]

Another call to the function is required. There are other elements in the list if the function returns with GCS_S_CONTINUE_NEEDED.

[GCS_S_BAD_SESSION_CONTEXT]

The session context supplied is not valid.

[GCS_S_FAIL]

There are no elements in the cc list.

[GCS_S_FAILURE]

An implementation specific error or failure has occurred.

ERRORS

No other errors are defined.

NAME

gcs_protect_data — encipher data and generate a check value

SYNOPSIS

```
OM_uint32 gcs_protect_data(
    OM_uint32          *minor_status,
    gcs_session_context_t *session_context,
    gcs_buffer_t       input_data,
    gcs_buffer_t       IV,
    OM_uint32          chain_flag,
    gcs_cc_t           *confidentiality_cc,
    gcs_cc_t           *integrity_cc,
    gcs_buffer_t       intermediate_result,
    gcs_buffer_t       *output_data,
    gcs_buffer_t       check_value
);
```

DESCRIPTION

This function transforms the cleartext submitted as *input_data* into cipher text, using the reversible cryptographic algorithm, key and related parameters as specified in *Confidentiality_cc* and the optional initialisation vector *IV*. It returns the checkvalue of the cleartext submitted as *input_data* computed using the cryptographic algorithms, key and related parameters as specified by *integrity_cc*. The checkvalue is computed for the purposes of integrity or data origin authentication.

Data greater in length than the maximum buffer size supported by an implementation may be transformed by successive calls to *gcs_protect_data*, passing *intermediate_result* from one call as input to the next call. The maximum buffer size may be determined by calling *gcs_csf_params*.

The lengths of the clear text and cipher text may or may not be the same.

The caller must possess the GCS_C_ENCIPHER_DECIPHER authority. If successful, the function returns [GCS_S_COMPLETE] or [GCS_S_COMPLETE_QCF].

The arguments for *gcs_protect_data*() are:

minor_status (out)

An implementation specific return status that provides additional information when [GCS_S_FAILURE] is returned by the function.

session_context (opaque,in)

The implementation specific parameter that defines the context of the current session between the caller and the CSF. The contents of this session context are required to support uses such as continuous I&A and authorisation.

input_data (in)

The input clear text data to be enciphered and for which the check value is required.

IV (optional,in)

The optional initialisation vector dependent upon the algorithm specified in *cc*. The IV block of random data is there to make each message unique. It can also be used as a confounder.

chain_flag (in)

This argument can be set to GCS_FIRST, GCS_MIDDLE, GCS_LAST or GCS_ONLY.

cc (opaque,in/out)

The cryptographic context supplied, from which the algorithm, key and related parameters

are taken to encipher the data input. The cryptographic context is returned, with key state updated as appropriate.

intermediate_result (in/out)

The intermediate results from the encipher calculation are returned with successive calls to *gcs_encipher_data*.

output_data (out)

The enciphered data output from the function. If the pointer and length within the *gcs_buffer_t* structure are GCS_NULL then the implementation allocates a buffer for the output of the ciphertext. If the pointer and length within the *gcs_buffer_t* structure are not GCS_NULL then the implementation will attempt to use the specified buffer when writing the ciphertext.

check_value (out)

If *chain_flag* is set to either GCS_LAST or GCS_ONLY, then a call to *gcs_protect_data()* returns the checkvalue in *check_value*.

RETURN VALUE

The following GCS status codes shall be returned:

[GCS_S_CONTINUE_NEEDED]

gcs_protect_data requires to be called again supplying the value returned in *intermediate_result* as an input parameter.

[GCS_S_COMPLETE]

Successful completion.

[GCS_S_COMPLETE_QCF]

Successful completion but CC has quasi compromised flag set in key context.

[GCS_S_BAD_SESSION_CONTEXT]

The session context supplied is not valid.

[GCS_S_BUFFER_OVERFLOW]

The check value or *intermediate_result* buffer length exceeds the maximum buffer size supported by the implementation.

[GCS_S_INCORRECT_KEY_STATE]

The key state in the CC supplied does not permit the requested action. ie., the key state must be active.

[GCS_S_BAD_SUBJECT_CC]

The subject cryptographic context supplied is not valid.

[GCS_S_IV_REQUIRED]

An initialisation vector is required and has not been supplied.

[GCS_S_BAD_FLAG]

The chaining flag specified is not valid.

[GCS_S_INCORRECT_KEY_STATE]

The key state in the CC supplied does not permit the requested action.

[GCS_S_FAILURE]

An implementation specific error or failure has occurred.

[GCS_S_AUTHORISATION_FAILURE]

The caller does not possess the required authority or some other authorisation failure has occurred.

ERRORS

No other errors are defined.

NAME

`gcs_release_bit_string` — free storage allocated by the CSF

SYNOPSIS

```
OM_uint32 gcs_release_bit_string(  
    OM_uint32                                *minor_status,  
    gcs_bit_string_t                         *buffer  
);
```

DESCRIPTION

The following APIs have a `gcs_bit_string_t` as output parameter: `gcs_get_cc`, `gcs_generate_random`, `gcs_export_key` and `gcs_get_csf_params`. Storage of the output data is allocated by the CSF. This function frees this storage area. In addition to freeing the associated storage, the function zeros the length field in the `buffer` argument. If successful, the function returns [GCS_S_COMPLETE].

The arguments for `gcs_release_bit_string()` are:

minor_status (out)

An implementation specific return status that provides additional information when [GCS_S_FAILURE] is returned by the function.

buffer (in,out)

The storage associated with the `buffer` is deleted. The `gcs_bit_string_t` object is not freed, but its length field is zeroed.

RETURN VALUE

The following GCS status codes shall be returned:

[GCS_S_COMPLETE]

Successful completion.

[GCS_S_FAILURE]

An implementation specific error or failure has occurred.

ERRORS

No other errors are defined.

NAME

gcs_release_buffer — free storage associated with a buffer

SYNOPSIS

```
OM_uint32 gcs_release_buffer(  
    OM_uint32                *minor_status,  
    gcs_buffer_t             buffer  
);
```

DESCRIPTION

This function frees storage associated with a buffer. The storage must have been allocated by a GCS-API function. In addition to freeing the associated storage, the function zeros the length field in the *buffer* argument. If successful, the function returns [GCS_S_COMPLETE].

The arguments for *gcs_release_buffer()* are:

minor_status (out)

An implementation specific return status that provides additional information when [GCS_S_FAILURE] is returned by the function.

buffer (in,out)

The storage associated with the *buffer* is deleted. The *gcs_buffer_t* object is not freed, but its length field is zeroed.

RETURN VALUE

The following GCS status codes shall be returned:

[GCS_S_COMPLETE]

Successful completion.

[GCS_S_FAILURE]

An implementation specific error or failure has occurred.

ERRORS

No other errors are defined.

NAME

`gcs_remove_cc` — removes the specified cryptographic context from the CSF

SYNOPSIS

```
OM_uint32 gcs_remove_cc(
    OM_uint32                *minor_status,
    gcs_session_context_t    *session_context,
    gcs_buffer_t             domain_id
    gcs_buffer_t             *cc_name
    gcs_cc_ref_t             *cc_reference,
);
```

DESCRIPTION

This function removes from the CSF a cryptographic context, previously made globally referenceable within the CSF by a call to the `gcs_store_cc` function. The cryptographic context reference input, `cc_reference`, specifies where the cryptographic context is stored. The caller must possess the GCS_C_SELECTION or the GCS_C_KEY_USAGE GCS authority

To remove a populated CC, or the GCS_C_KEY_USAGE GCS authority to remove a template CC.

If successful, the function returns [GCS_S_COMPLETE].

The arguments for `gcs_remove_cc()` are:

minor_status (out)

An implementation specific return status that provides additional information when [GCS_S_FAILURE] is returned by the function.

session_context (opaque,in)

The implementation specific parameter that defines the context of the current session between the caller and the CSF. The contents of this session context are required to support uses such as continuous I&A and authorisation.

cc_reference (optional,opaque,in)

The optional reference to the stored cryptographic context that is to be removed. This function removes the global referenceability of the CC. If NULL, `cc_name` must be specified.

domain_id (optional,in)

The optional domain identifier. This is required if `cc_reference` is not defined.

cc_name (optional,in)

The optional name of the cryptographic context to be removed. This is required if `cc_reference` is not defined.

RETURN VALUE

The following GCS status codes shall be returned:

[GCS_S_COMPLETE]

Successful completion.

[GCS_S_BAD_SESSION_CONTEXT]

The session context supplied is not valid.

[GCS_S_INVALID_REFERENCE]

The cryptographic context reference supplied does not refer to a valid cryptographic context.

[GCS_S_FAILURE]

An implementation specific error or failure has occurred.

[GCS_S_INVALID_CC_NAME]

The combination of Domain_ID and CC_Name supplied do not refer to a valid cryptographic context.

[GCS_S_AUTHORISATION_FAILURE]

The caller does not possess the required GCS authority or some other authorisation failure has occurred.

ERRORS

No other errors are defined.

NAME

`gcs_retrieve_cc` — retrieve a copy of the cryptographic context from CSF storage

SYNOPSIS

```
OM_uint32 gcs_retrieve_cc(
    OM_uint32                *minor_status,
    gcs_session_context_t    *session_context,
    gcs_buffer_t             domain_id,
    gcs_buffer_t             cc_name,
    gcs_cc_ref_t             *cc_reference,
    boolean                  exclusive_update,
    gcs_cc_t                 *retrieved_cc
);
```

DESCRIPTION

This function returns a cryptographic context, *retrieved_cc*, to the caller using the cryptographic context reference, *cc_reference*, provided. As an alternative to a *cc_reference*, a *domain_ID* and *CC_name* may be specified to identify the CC. The cryptographic context reference was previously created by a call to *gcs_store_cc*. The function is responsible for allocating memory for the retrieved cc. *gcs_delete_cc* is used to delete the caller's copy of the cc and release the memory allocation.

The value returned in the *retrieved_cc* argument is not defined unless the function returns [GCS_S_COMPLETE].

The arguments for *gcs_retrieve_cc()* are:

minor_status (out)

An implementation specific return status that provides additional information when [GCS_S_FAILURE] is returned by the function.

session_context (opaque,in)

The implementation specific parameter that defines the context of the current session between the caller and the CSF. The contents of this session context are required to support uses such as continuous I&A and authorisation.

domain_id (optional,in)

The optional domain identifier. This is required if *cc_reference* is not defined.

cc_name (optional,in)

The optional name of the cryptographic context. This is required if *cc_reference* is not defined.

cc_reference (optional,opaque,in)

Reference to the cryptographic context required. This is required if the *cc_name* and *domain_id* have not been specified.

exclusive_update (in)

If the caller intends to update the CC retrieved by this call and then replace the stored copy then *exclusive_update* must be set to TRUE. This sets an exclusive access lock on the stored CC and any further calls on the CSF using this CC, except by this caller for the purposes of modifying the CC, shall fail until the exclusive access lock is released by a call to *gcs_store_cc()*.

retrieved_cc (opaque,out)

Cryptographic context corresponding to *cc_reference*.

RETURN VALUE

The following GCS status codes shall be returned:

[GCS_S_COMPLETE]

Successful completion.

[GCS_S_BAD_SESSION_CONTEXT]

The session context supplied is not valid.

[GCS_S_INVALID_REFERENCE]

The cryptographic context reference supplied does not refer to a valid cryptographic context.

[GCS_S_BAD_CC_NAME]

The combination of Domain_ID and CC_Name supplied do not refer to a valid cryptographic context.

[GCS_S_FAILURE]

An implementation specific error or failure has occurred.

[GCS_S_CC_BUSY]

The specified device is busy.

[GCS_S_AUTHORISATION_FAILURE]

The caller does not possess the required GCS authority or some other authorisation failure has occurred.

ERRORS

No other errors are defined.

NAME

`gcs_store_cc` — store the cryptographic context in the CSF

SYNOPSIS

```
OM_uint32 gcs_store_cc(
    OM_uint32                *minor_status,
    gcs_session_context_t    *session_context,
    gcs_buffer_t             domain_id,
    gcs_buffer_t             cc_name,
    gcs_cc_t                 *subject_cc,
    OM_uint32                *storage_unit_class,
    OM_uint32                *storage_unit_instance,
    gcs_cc_ref_t             *cc_reference
);
```

DESCRIPTION

This function stores the cryptographic context, *subject_cc*, within the CSF on the optional storage unit device specified by *storage_unit_class* and returns to the caller a handle, *cc_reference*, by which it may be referenced. *cc_reference* may be exchanged between clients of the CSF and used to retrieve a copy of the cryptographic context for use in subsequent function calls on this same CSF.

The caller must possess the GCS_C_SELECTION GCS authority in order to store a populated CC, and the GCS_C_KEY_USAGE GCS authority in order to store a template CC.

A template or populated CC which has been retrieved with an exclusive lock and modified is stored as the original CC. The exclusive access lock is released after a successful call to *gcs_store_cc()*.

A populated CC retrieved without a lock and modified is stored as a new populated CC. A template CC retrieved without a lock and modified is stored as a new template CC. When storing a CC previously retrieved without a lock and if the same *domain_id* and *cc_name* combination as an existing stored CC is provided then a call to *gcs_store_cc* returns()[GCS_S_BAD_CC_NAME].

If successful, the function returns [GCS_S_COMPLETE].

The arguments for *gcs_store_cc()* are:

minor_status (out)

An implementation specific return status that provides additional information when [GCS_S_FAILURE] is returned by the function.

session_context (opaque,in)

The implementation specific parameter that defines the context of the current session between the caller and the CSF. The contents of this session context are required to support uses such as continuous I&A and authorisation.

domain_id (optional,in)

The optional domain identity for the cryptographic context supplied.

cc_name (optional,in)

The optional name of the cryptographic context supplied.

subject_cc (opaque,in)

The cryptographic context to be stored.

storage_unit_class (optional,in/out)

The optional type of device on which the cryptographic context is to be stored. This may be

defined as `GCS_C_DISK`, `GCS_C_MEMORY`, `GCS_C_CDROM`, or `GCS_C_SMARTCARD`.
If `GCS_NULL` is specified, the default device is used.

storage_unit_instance (optional,in/out)

The optional name of the device on which the cryptographic context is to be stored.

cc_reference (opaque,in,out)

The reference generated by the CSF to the cryptographic context stored by `gcs_store_cc()`.
The cryptographic context reference includes the storage unit class as part of the reference.

If the call is restoring a stored CC previously retrieved with an exclusive lock then the `CC_reference` may be used as an input to the stored CC.

If the call is restoring a stored CC previously restored without an exclusive lock then a new CC is created and a new `CC_reference` is generated.

RETURN VALUE

The following GCS status codes shall be returned:

[`GCS_S_COMPLETE`]

Successful completion.

[`GCS_S_BAD_SESSION_CONTEXT`]

The session context supplied is not valid.

[`GCS_S_BAD_SUBJECT_CC`]

The cryptographic context supplied is not valid.

[`GCS_S_BAD_DEVICE`]

The device specified by *storage_unit_class* is not supported.

[`GCS_S_DEVICE_BUSY`]

The specified device is busy.

[`GCS_S_BAD_DOMAIN_ID`]

The supplied CC *domain_id* is not valid.

[`GCS_S_BAD_CC_NAME`]

The supplied *cc_name* is not valid, ie., if the CC was retrieved without an exclusive lock, and the *cc_name* supplied equals the original *cc_name*.

[`GCS_S_AUTHORISATION_FAILURE`]

The caller does not possess the required GCS authority or some other authorisation failure has occurred.

ERRORS

No other errors are defined.

NAME

`gcs_terminate_session` — terminate a session with the CSF

SYNOPSIS

```
OM_uint32 gcs_terminate_session(  
    OM_uint32                *minor_status,  
    gcs_session_context_t    *session_context  
);
```

DESCRIPTION

This function terminates a session between the caller and the CSF. If successful, the function returns [GCS_S_COMPLETE].

The arguments for `gcs_terminate_session()` are:

minor_status (out)

An implementation specific return status that provides additional information when [GCS_S_FAILURE] is returned by the function.

session_context (opaque, in/out)

An implementation specific parameter that defines the context of the current session between the caller and the CSF.

RETURN VALUE

The following GCS status codes shall be returned:

[GCS_S_COMPLETE]

Successful completion.

[GCS_S_BAD_SESSION_CONTEXT]

The session context supplied is not valid.

[GCS_S_FAILURE]

An implementation specific error or failure has occurred.

[GCS_S_AUTHORISATION_FAILURE]

An authorisation failure has occurred.

ERRORS

No other errors are defined.

NAME

`gcs_verify_check_value` — verify the checkvalue given against the checkvalue derived from the input data

SYNOPSIS

```
OM_uint32 gcs_verify_check_value(
    OM_uint32                *minor_status,
    gcs_session_context_t    *session_context,
    gcs_buffer_t             input_data,
    gcs_buffer_t             IV,
    gcs_buffer_t             check_value,
    OM_uint32                chain_flag,
    gcs_cc_t                 *cc,
    gcs_buffer_t             intermediate_result
);
```

DESCRIPTION

This function verifies the check value against that derived from the input data contained in *input_data* and may authenticate the origin of a set of data, ie., prove the knowledge of the key used to generate the check value.

A caller may determine the maximum size of input data that may be handled by an implementation in a single call to this function by calling *gcs_get_csf_params*. Check values for data greater than this maximum size may be verified by successive invocations of *gcs_verify_check_value*.

The contents of *intermediate_result* generated by the previous invocation are re-input as *intermediate_result*. The *chain_flag* indicates if an invocation is the first, a middle, the last, or only invocation.

The *intermediate_result* needs to be protected by an implementation against disclosure in order to prevent a verified check value being used in an unauthorised way to generate a check value using a symmetric key.

If the check value is verified, the function returns [GCS_S_COMPLETE] or [GCS_S_COMPLETE_QCF].

The arguments for *gcs_verify_check_value* () are:

minor_status (out)

An implementation specific return status that provides additional information when [GCS_S_FAILURE] is returned by the function.

session_context (opaque,in)

The implementation specific parameter that defines the context of the current session between the caller and the CSF. The contents of this session context are required to support uses such as continuous I&A and authorisation.

input_data (in)

The data for which the checkvalue is to be verified.

IV (optional,in)

The optional initialisation vector dependent upon the type of algorithm used to verify the checkvalue.

check_value (in)

The check value which is to be verified.

chain_flag (in)

This argument can be set to one of four values, indicating how the input data have been split. The values are GCS_FIRST, GCS_MIDDLE, GCS_LAST or GCS_ONLY.

cc (opaque,in/out)

The cryptographic context to be used to generate a check value on the input data. If the *chaining_flag* is set to either GCS_LAST or GCS_ONLY, then the cryptographic context with keys updated as required is returned.

intermediate_result (in/out)

The intermediate results from the check value calculation are returned with all successive calls to *gcs_verify_check_value*.

RETURN VALUE

The following GCS status codes shall be returned:

[GCS_S_COMPLETE]

Successful completion.

[GCS_S_COMPLETE_QCF]

Successful completion but *subject_cc* has quasi compromised flag set in key context.

[GCS_S_CONTINUE_NEEDED]

Another call to the function is required.

[GCS_S_BAD_SESSION_CONTEXT]

The session context supplied is not valid.

[GCS_S_BAD_SUBJECT_CC]

The cryptographic context supplied is not valid.

[GCS_S_INCORRECT_KEY_STATE]

The key state in the CC supplied does not permit the requested action.

[GCS_S_FAILURE]

An implementation specific hardware or function failure has occurred.

[GCS_S_NO_CHECK]

The checkvalue input does not compare with that computed using the input data and the specified CC.

[GCS_S_BAD_SIZE]

The input buffer size exceeds maximum size that can be handled by the implementation.

[GCS_S_BAD_FLAG]

The chain flag specified is not valid.

ERRORS

No other errors are defined.

Advanced GCS-API Introduction

The increasing use of network services such as the Internet has enhanced awareness of the need for security in distributed computer systems, particularly in the light of the publicity surrounding successful breaches of security, for example, the *sniffing* of user identities and passwords passed in the clear over the Internet.

Security services such as authentication of identities, data-origin authentication, non-repudiation, data separation and confidentiality and integrity protection rely on underlying cryptographic services to provide protection. However, the wide-spread and common use of cryptography within applications is hindered by two things:

- the lack of agreed application programming interfaces
- legislative constraints on use and export of the technology

It has long been recognised that a standard application programming interface specification is needed for cryptographic services and this document addresses that need.

5.1 Callers of Cryptographic Services

The callers of cryptographic services may be classified according to the cryptographic awareness of the caller and the relative responsibility of the caller for cryptographic security policy. This is illustrated in Figure 5-1.

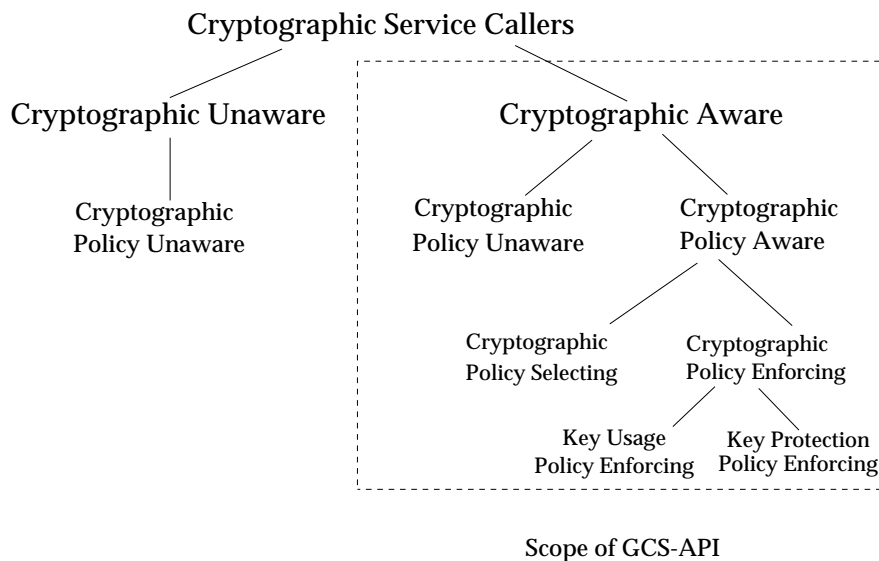


Figure 5-1 Types of Caller of Cryptographic Services

5.1.1 Cryptographic Unaware Caller

Cryptographic services may be invoked on behalf of a caller that is unaware of any details of the cryptographic service. A cryptographic unaware caller invokes confidentiality or integrity protection services for an entity such as a file or message from an application infrastructure provider. The caller is unaware of how such protection is implemented, ie., the type of transform used, such as encipherment or checkvalue generation, nor the *cryptographic context* of the transform, see Chapter 7 on page 95, comprising the specific details of the cryptographic algorithms used such as whether symmetric or asymmetric and details of the cryptographic key.

5.1.2 Cryptographic Aware Caller

A cryptographic aware caller is aware of underlying aspects of the cryptographic service. It may therefore be aware of whether data are being enciphered or a checkvalue generated. A cryptographic aware caller may or may not be aware of details of the algorithm and keys used. A cryptographic aware caller may be further classed as either *cryptographic policy unaware* or *cryptographic policy aware*.

Cryptographic Policy Unaware

A cryptographic policy unaware caller invokes cryptographic services within a previously defined cryptographic context. That is, it is responsible for invoking appropriate cryptographic transforms, but is not responsible for the creation of the cryptographic context, such as the algorithm used, within which the transforms are made. Examples are application infrastructure supporting a secure RPC service and a secure messaging application.

Cryptographic Policy Aware

A cryptographic policy aware caller is responsible for the establishment of the cryptographic context of a set of operations through the selection of appropriate algorithm, generation of key and definition of key usage.

For the purposes of this specification a cryptographic policy aware caller is further categorised as being *cryptographic policy selecting* or *cryptographic policy enforcing*.

Cryptographic Policy Selecting Caller

A cryptographic policy selecting caller is a caller that is capable of selecting which of a set of predefined cryptographic contexts is to be used for a particular set of services. This type of caller is only permitted to modify such cryptographic contexts in a manner that reduces the scope of the permitted cryptographic operations and hence increases security.

Cryptographic Policy Enforcing Caller

A cryptographic policy enforcing caller is responsible for cryptographic policy. This specification distinguishes between two types of cryptographic policy enforcing callers:

- **Key Usage Policy Enforcing Callers**

A key usage policy enforcing caller is responsible for key usage policy through the selection of appropriate algorithms and key usage parameters when creating a cryptographic context for a set of operations. However, it is not responsible for the integrity of the cryptographic service and the protection of key values. A key usage policy enforcing caller only handles keys in a protected, not a clear, format. Examples are a key distribution application and an authentication module.

- **Key Protection Policy Enforcing Callers**

A key protection policy enforcing caller is responsible for the protection of the cryptographic service and the key values it generates and uses. A key protection policy enforcing caller may therefore handle keys in the clear, and may be responsible for the administration of the cryptographic services. Examples are a Master Key installation application and an authentication module that handles a user password or other such unprotected authentication credentials.

5.2 Scope

The scope of the current specification considers only services to support Cryptographic Aware callers. As such, the interface specification is provided for use by programmers who are cryptographic aware and who develop applications that rely on cryptographic services and key management services. Support for Cryptographic Unaware callers, that is a high level *protect* interface that supports the invocation of confidentiality protection, or integrity protection, or both to an entity without knowledge on the part of the caller of how such protection is provided is deferred to a later specification.

The objectives to be met by the interfaces defined in this specification may be categorised as functional and non-functional. In addition, legal constraints on the use of some cryptographic services need to be accommodated.

5.2.1 Functional Objectives

A common set of functions are required to support all types of Cryptographic Aware callers. These are termed *General Application Cryptographic Services* and comprise the following:

1. integrity checkvalue generation and verification
2. data encipherment and decipherment
3. production of irreversible hash of data
4. generation of random numbers
5. inquiry of available keys and key related data.

Cryptographic Policy Aware callers, such as key management applications require the following additional functions:

1. generation, derivation and deletion of keys, including public parameters
2. export and import of keys
3. storage and retrieval of keys and associated information.
4. archive and retrieval of keys and key related data.

The maintenance of an authenticated session previously established with the cryptographic service is an additional objective of this specification.

5.2.2 Non-Functional Objectives

The non-functional requirements to be supported by this specification are the requirements that make this specification *Generic* and include:

1. the API shall be cryptographic algorithm independent
2. the API shall be application independent
3. the API shall be cryptographic subsystem independent. (That is, appropriate to both hardware and software implementations)
4. the API shall not impose a particular placement of access control to cryptographic services within an operating system kernel
5. the API shall not constrain future extensibility.

5.2.3 Legal Constraints

Many governments currently place constraints on the export of products that include or invoke cryptographic services. Some additionally place constraints on the domestic supply and use of such products. These constraints include the types of algorithm, the length of keys used, and the type of use.

The existence of such constraints may result in:

1. potentially restricted encipherment and decipherment functions. Such restrictions may be implemented and enforced by providing:
 - functions that are available at run-time only to suitably privileged callers, implying authorisation functionality, or
 - functions that are available only at build time for incorporation in specific applications.
2. control on the usage of keys
3. control on the unauthorised replacement of algorithms
4. authentication of the cryptographic subsystem.

5.2.4 Functionality that is Out of Scope

The following areas are identified as out of scope of the current version of this specification:

1. The initial authentication of cryptographic service callers and user management are considered out of scope as these services are the application of a more general authentication service which should be developed separately to this specification. However, support for the continuity of such authentication once established is included.
2. Mechanisms for the setting of defaults (for example default CCs) is implementation defined and if individual per caller then defaults are set by *gcs_initialise_session()*.
3. Enforcement of authorisation for the use of cryptographic services and hence provision of access control managers is required of an implementation but is implementation specific and therefore no specific measures are directly included in this specification. The only provision is recognition within the interface specifications of the possible failure of a call because of an authorisation failure.
4. The requirement by some governments to use a specific algorithm for password encryption and generation may be implemented as an authentication application and is considered out of scope of this specification.

5. Pre-sign functionality in support of the NIST Digital Signature Standard (DSS) is not exposed at the API and can be implemented as an optimisation below the API by an implementation. Invocation of pre-sign functionality implies specific cryptographic awareness on the part of a caller. This specification assumes no necessity for specific algorithm awareness and dependence.
6. High-level application interfaces supporting key distribution and information protection service interfaces for use by cryptographic unaware applications may be implemented by combinations of calls on the services within the scope of the specification. They are therefore considered out of scope of the current specification but could be included in future versions.
7. Certification authority services are an application of the cryptographic services supported by this specification and are therefore more appropriately specified separately to this specification.
8. Installation, initial configuration and subsequent reconfiguration of the cryptographic service itself, which has to be provided by an implementation.
9. Derivation of integrity or confidentiality seeds associated with exported or imported keys.

5.3 Layering of Cryptographic Service

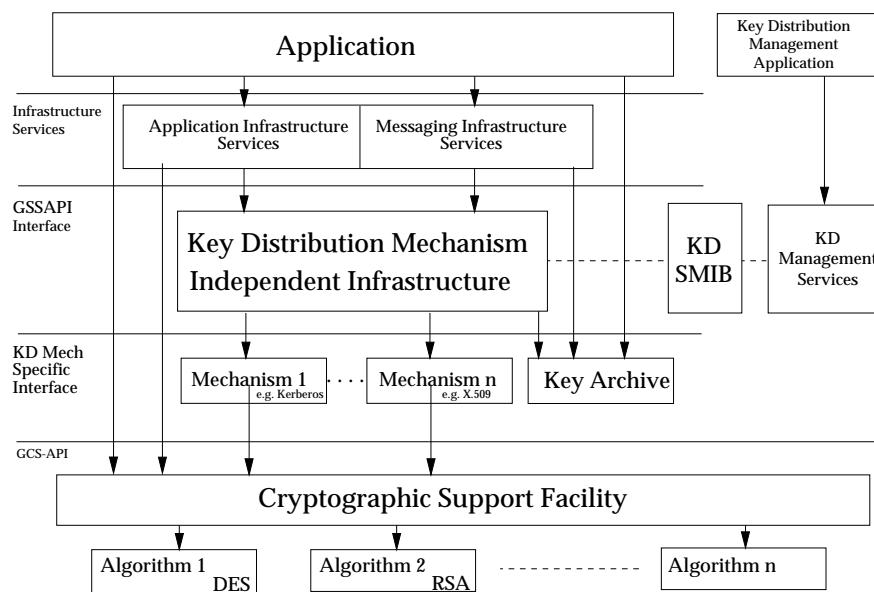


Figure 5-2 Layering of Cryptographic Services

Figure 5-2 illustrates in some implementation detail the concepts of the layering of services.

At the highest level are applications that need to invoke data protection services via intermediate infrastructure services. These applications are generally cryptographic-unaware.

Next are application infrastructure services, for example RPC services and messaging services, that are responsible for handling the context of the operation, perhaps as a specified *Quality of*

Protection, but independent of any mechanism specific aspects. Such functionality is serviced by interfaces at the level of the GSS-API (Generic Security Service Application Program Interface).

The lower layers assume increasing responsibility for details of cryptographic security policy and hence establishment of cryptographic context. This progresses from mechanism independent key distribution services, as part of secure association creation, down through the selection of specific key distribution protocols and algorithms.

The services covered by this specification are shown as implemented within a *Cryptographic Support Facility (CSF)*, see Section 5.4.

The boundaries represented by the different layers of interface may be of particular significance. As discussed later in Section 5.4.2, the CSF interface represents a boundary that is non-bypassable and above which cryptographic keys are not stored or manipulated in the clear by unauthorised (non-cryptographic-enforcing) callers. Above the CSF interface, keys are referenced by a handle or are handled as opaque, cryptographically protected data.

5.4 Cryptographic Support Facility

A general Cryptographic Support Facility (CSF) provides a general set of cryptographic and key management service interfaces that sit on top of different algorithms and different implementations of those algorithms. The CSF service interface is capable of hiding any specific algorithm, in particular any key format related to the implementation of a chosen algorithm.

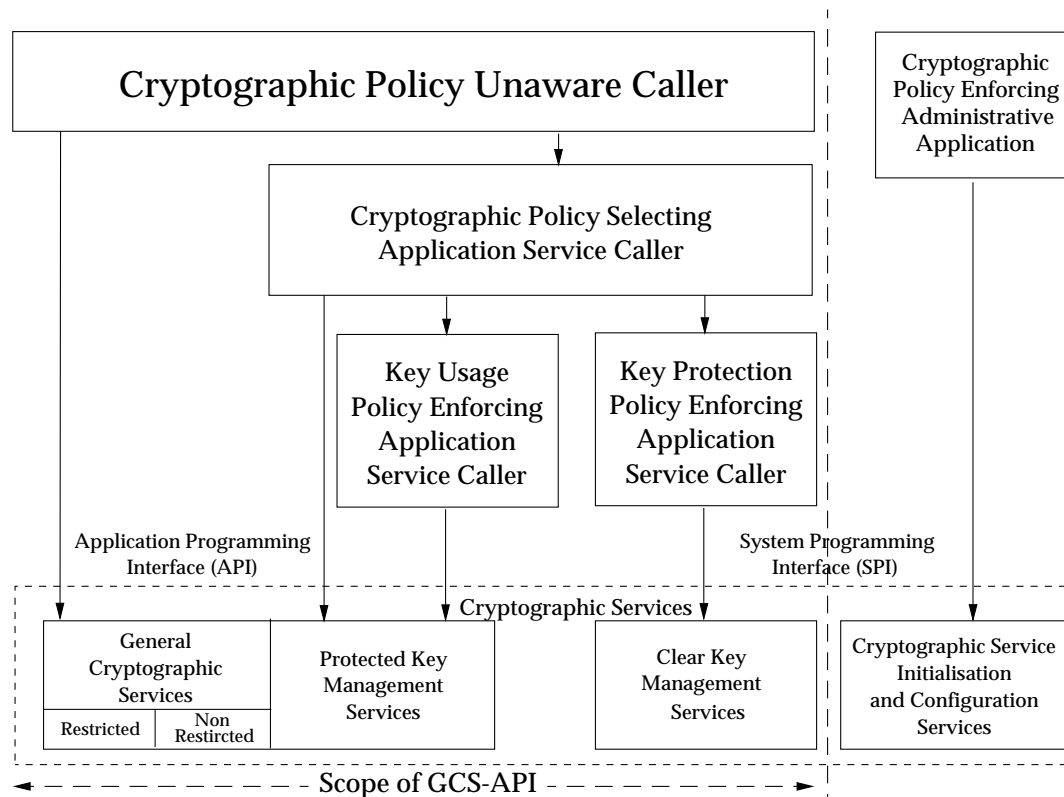


Figure 5-3 Cryptographic Support Facility Callers and Services

The CSF provides support for applications and application infrastructure that:

- need to invoke a given cryptographic transformation or key management operation
- are not concerned about the details of the operation's implementation, nor whether the underlying technology is provided by software or hardware
- may, but need not, specify for a given operation the Quality of Protection needed
- may, but need not, specify for a given operation which particular cryptographic algorithm is used.

As illustrated in Figure 5-3 the CSF provides two programming interfaces, an *Application Program Interface* (API) and a *System Program Interface* (SPI), between the various cryptographic aware callers and the following types of services:

Application Program Interface (API)

The Application Program Interface comprises interfaces to general cryptographic services and protected key management services:

- **General Cryptographic Services**
these provide data encipherment, decipherment, production of checkvalues (seals or signatures), checkvalue verification, and are invoked both by callers of the CSF and internal CSF functions for Key Management Support.
- **Protected Key Management Support Services**
these support cryptographic policy selecting callers and key usage policy enforcing callers by the provision of key generation, storage and distribution services.

System Program Interface (SPI)

The System program Interface comprises clear key management services:

- **Clear Key Management Support Services**
these support key protection policy enforcing callers by the provision of clear key generation, storage and distribution services.

As key distribution protocols become standardised then the Protected Key Management Support Services will increasingly support mechanism dependent functionality. Currently there are no such standards and key distribution protocols are implemented externally to the CSF and require the provision of clear key management support services.

CSF services are identified in Chapter 4 and Chapter 10.

5.4.1 Authorisation Policy

The authorisation policy inherent in the GCS-API is defined in terms of authorisation to exercise GCS-API functions and authorisation to access and use specific keys.

Callers of the GCS-API are authorised to access any key created by the principal on whose behalf the caller is operating, or any key to which the creating principal has granted authorisation. The mechanisms by which this authorisation policy is enforced and managed are implementation specific and outside the scope of this specification. Support is included in this specification for the initialisation of a session between a caller and the CSF whereby the identity of the caller may be authenticated and any appropriate access control information established.

The functions a caller may perform on a key are determined by an authorisation policy based on a disjoint set of capabilities assigned to the callers of the GCS-API. These capabilities are associated with the caller itself rather than the principal on whose behalf the caller is acting. The caller may additionally enforce a policy of controlling which of the functions it is authorised to exercise are to be permitted to any individual principal invoking its services.

The capabilities defined for this specification are:

GCS_C_ENCIPHER_DECIPHER

The `GCS_C_ENCIPHER_DECIPHER` authority authorises a caller to utilise the `gcs_encipher_data()` and `gcs_decipher_data()` functions. The use of such functions may be restricted by an implementation to support legislative restraints on the supply and deployment of cryptographic services.

GCS_C_SELECTION

The `GCS_C_SELECTION` authority authorises a caller to use the Protected Key Management functions, excepting those that set or modify key usage policy.

GCS_C_KEY_USAGE

The `GCS_C_KEY_USAGE` authority authorises a caller to use the Protected Key Management functions that set or modify key usage policy.

GCS_C_KEY_PROTECTION

The `GCS_C_KEY_PROTECTION` authority authorises a caller to use the Clear Key Management functions.

All callers are authorised to exercise the general cryptographic service functions.

5.4.2 Security Considerations

Special controls must be applied to the use of cryptographic software due to its fundamental role in distributed system security, and also because of legislative constraints imposed by many countries on the export of software that invokes or contains and exposes cryptographic functions. For example, the USA Government International Traffic in Arms Regulations (ITAR) impose export constraints on products containing cryptographic services — in particular data confidentiality services. Furthermore some countries impose domestic supply and usage controls.

A CSF implementation must take into account a number of strict security requirements, which are summarised as follows:

- The CSF must prevent unauthorised access to cryptographic services.
- The CSF must prevent unauthorised access to underlying data such as private or secret keys.
- The CSF must verify any control information associated with keys (such as expiration information or usage constraints) before use.
- Depending on the policy enforced, the CSF might require its callers to have been authenticated before they can access its services. A cryptographic product can therefore include authentication and authorisation services, as well as the management and operational cryptographic services.
- Once deposited beneath the GCS-API, keys should never be referenced in the clear by unauthorised callers. Above the CSF interface operational keys are protected, for example by enciphering with the CSF Master-Key. Authorised callers are key distribution services that need to combine an operational key in the clear with other related information to create a mechanism-specific token. Also note that subversion of CSF access controls has more security significance for key management service interfaces than those related to general application cryptographic service interfaces.

Key Life Cycle

A key is used by cryptographic algorithms to control the transformations they perform. The longer a key is in use, the more susceptible it is to compromise; once a key is compromised, the protection provided by the key is lost. Thus, there is a need to protect keys, by changing them frequently enough to minimise the risk of compromise.

A key is thought of as having a key life cycle. It is created, used and then retired from use before it can effectively be compromised. A number of valid states in the key life cycle are defined for a key. Normal state transitions in the key life cycle, as illustrated in Figure 6-1 on page 88, are dependent on the period of validity associated with the key. The state determines the operations for which the key may be used.

A key may be held in various formats. For example, a different format may be used for a key that is in operational use to the format used for a key that is being exchanged. It is possible for copies of a key to exist in more than one format and storage media at any given time.

6.1 Key State

The basis of cryptographic protection is the use of a *key* as an input parameter to a cryptographic algorithm to control the transformation performed by the algorithm. The protection provided by the cryptographic transform depends upon the protection of the key. A key should not be used indefinitely for the following reasons:

- The longer a key is used the more likely it is to be compromised through discovery.
- The longer a key is used, the more data it protects, and thus the greater the potential loss if it is compromised.
- The more data protected by a key the greater the potential reward to the person discovering the key and hence the greater the temptation to expend the effort necessary.
- The risk that a key may be compromised increases the longer the key is used, and the more data it protects, as cryptanalysis is generally facilitated by the availability of more ciphertext encrypted with the same key.

Therefore a key is generally subject to a security policy governing its permitted uses and its permitted lifetime. As a consequence of such a policy a key may be considered to possess a state indicating its availability for operational use. The state of a key may be considered from the viewpoints of its *operational state* and *validity period* together with its *storage format*. These three aspects interact in a manner illustrated in Figure 6-2 on page 90.

6.1.1 Key States

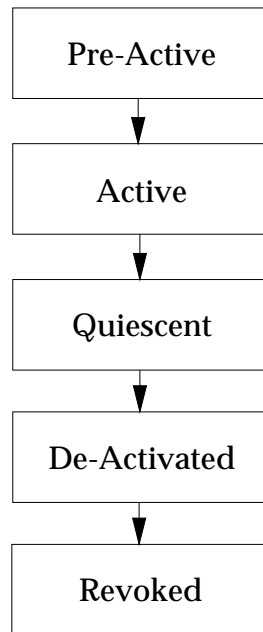


Figure 6-1 Normal Key State Transitions

A key may possess a number of operational states during its lifetime. Some of these states may be assigned a *quasi-compromised flag* (QCF) which indicates that the key is in a suspicious state, but not yet confirmed as compromised. For example, the QCF might be set on a key if an unauthorised revocation request were received. The QCF indicates that further validation action may be required of the calling application before the key is used.

The following key states are defined:

Pre-Active State

A key that is in a pre-active state is not yet available for operational use

Active State

A key that is in an active state is available for operational use.

Quiescent State

A key that is in a quiescent state is available for a restricted usage. For example, a key in a quiescent state may typically be used to decipher data or verify a checkvalue but not to cipher data or generate a checkvalue.

De-Activated State

A key that is in a de-activated state is not available for use within cryptographic transforms.

Revoked State

A key that is in a revoked state has been withdrawn from operational use because it is known, or believed, to have been compromised. A revoked key is not available for operational use. Note the QCF does not apply to a revoked key.

6.1.2 Key State Operations

There are three basic functions that modify the key state. These are:

Advance Key State

This function can be used to step the key state forward.

Revoke Key

This function sets the state of a key to revoked thus inhibiting its further operational use. It is intended for use by an application when a key is found to have been compromised.

Set Key Validity

This is a function that is restricted to use by security policy aware callers. It supports operations that may change a key state against its normal lifecycle. For example, resetting a key from a de-activated or revoked state to a quiescent state for the purposes of verifying a historic checkvalue.

6.1.3 Key Validity Period

A cryptographic key has an associated validity period. The validity period defines the period of time during which the key may be used in cryptographic transforms and comprises:

Activate Point

The point in time at which the key is permitted to be fully operational.

Quiescent Point

The point at which a key is automatically transitioned from fully operational to partially operational. The quiescent point may be defined by a date and time or a number of cryptographic operations or a number of bytes of data processed. A key is typically placed in a quiescent state some time before it fully expires to facilitate a change of keys. In a quiescent state the range of operations for which the key may be used is restricted. For example, the key may be used to verify a cryptographic checksum but not to generate a cryptographic checksum.

De-Activate Point

The point at which a key is no longer permitted to be operational. The de-activate point may be defined by a date and time or a number of cryptographic operations or a number of bytes of data processed. (A de-activated key may be made operational again by an authorised application if permitted by the security policy.)

6.2 Key State Transitions

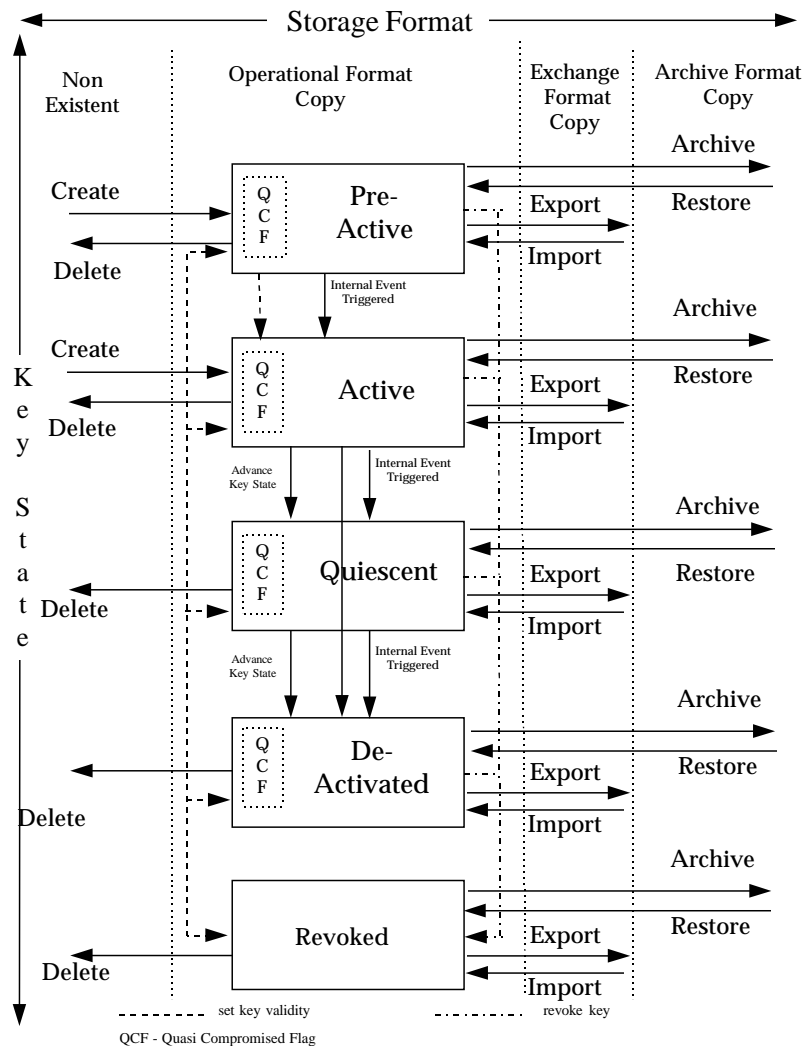


Figure 6-2 Key Life Cycle

The normal operational key life cycle is to step between the following key states either automatically, by internal events, or by specifically invoked state change operations.

Pre-Active -> Active

A key changes from a pre-active to an active state by either:

- an internal event, for example based on the start of its validity date and time, or
- a specific caller invoked operation specifying the active state as the target state.

Active -> Quiescent

A key changes from an active to a quiescent state by either:

- an internal event, for example based on the quiescent date and time defined as part of its validity period, or

- a specific caller invoked operation specifying the quiescent state as the target state.

Quiescent -> De-Activated

A key changes from a quiescent state to a de-activated state by either:

- an internal event, for example based on the expiry date and time defined as part of its validity period, or
- a specific caller invoked operation specifying the de-activated state as the target state.

Active -> De-Activated

A key changes from an active state to a de-activated state by either:

- an internal event, for example based on the expiry date and time defined as part of its validity period, when no quiescent period is defined, or
- a specific caller invoked operation specifying the de-activated state as the target state.

Exceptional transitions are:

De-Activated -> Quiescent or Active, and Revoked -> Quiescent or Active

These key state transitions may be required for the purposes of performing a limited set of operations on some historic data. For example, verifying checkvalues used as the basis of a non-repudiation service.

6.3 Key Formats

A key may be stored in three formats with respect to the CSF: operational, exchange, and archive. Copies of a key may be present in all three representations concurrently.

Operational Format

A key in an operational format is held in a format that permits its use within cryptographic transforms. A key in this state may be held within the cryptographic support facility itself or may be held externally to the CSF. When held externally to the CSF it will be protected, for example enciphered under the CSF master key. The operational format is implementation defined.

Exchange Format

The purpose of the exchange format is to permit the exchange of a key between different CSFs for the purposes of key distribution. A key in an exchange format is typically protected under a Key-Encryption-Key (KEK). The exchange format will be dependent upon the key distribution protocol used to support the key exchange, for example X9.17. The definition of such protocols is outside the scope of this specification. A copy of a key in an exchange format will typically not retain control information associated with the key in an operational format unless the key exchange protocol specifically also provides for the exchange of such information. For example, a public key to be used only for validation of data protected under a private key should be set to the quiescent state when an operational format copy of the key is made from the exchange format copy.

Archive Format

Archive format is used by a CSF implementation for the long term storage of keys used by that CSF. A key in an archived storage format is typically protected under an archive Key-Encryption-Key (KEK) specific to the key archive system. The archive format is implementation defined.

6.4 Key Format Operations

The following operations create copies of a key in the different formats:

Create

Create a key in an operational format. The key state of a newly generated key may be pre-active or active.

Export

Export creates a copy of an operational key in an exchange format. A key in such a format may be exchanged between cryptographic support facilities by key distribution applications.

Import

Import creates a copy of a key in an operational format from a copy of the key in an exchange format.

Archive

Archive creates a copy of an operational key in an archive format for long term storage.

Restore

Restore creates a copy of a key in an operational format from a copy of the key in an archive format.

GCS-API Data Structures

In invoking a cryptographic operation it is insufficient for a caller to simply supply the input data and a key. Other information has to be assembled such as which algorithm is to be used and how it is to be used. For example:

- When a key is created then the security policy may require that the operations for which the key is to be used or the way in which is handled are to be restricted. This information needs to be bound to the key and the policy enforced by the CSF for each use of the key.
- As described in Chapter 6, a security policy is applied to control the period for which a key is available for use and that a key state is maintained and bound to the key.
- An algorithm may require a set of algorithm specific information to be supplied as well as a key.

To facilitate the specification and maintenance of this contextual and state information and its binding to a key, this specification represents this information and a key as a single logical data structure termed a *Cryptographic Context*, also referred to as a *CC*.

The physical internal structure of a *CC* is implementation defined. A *CC* is handled as an opaque object by callers of the CSF. The contents of a *CC* are potentially updated by the CSF each time it is used to reflect state changes. A *Cryptographic context* is therefore generally both an input and an output parameter to GCS-API functions. The CSF is responsible for maintaining the integrity of a *CC* as a whole, protecting it against unauthorised modification, and also for protecting the confidentiality of the key value it contains against unauthorised disclosure.

When created, a *CC* is a transient structure only accessible to the creating caller. A *CC* may be made persistent and globally accessible, subject to authorisation policy, by a call on the CSF. To support the handling and management of globally accessible *CCs* by applications facilities to associate both an internal name, a *CC_reference*, and caller defined name, *CC_name*, with a *CC* are supported.

7.1 Cryptographic Context

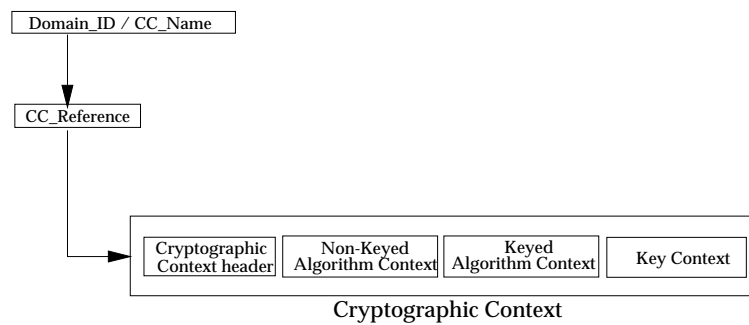


Figure 7-1 Structure of the Cryptographic Context

Figure 7-1 illustrates the logical structure of the cryptographic context used to support all functions provided by this specification together with its relationship to a *CC_reference*. A CC comprises:

Cryptographic Context Header

This contains information pertaining to the context as a whole.

Algorithm_Context(s)

Contain information related to the cryptographic algorithm(s) used. This is information that is applicable to many key instances. Two such structures may be included: one for keyed algorithms and one for non-keyed algorithms, both of which may be used within a single context.

Key_Context

A Key Context also contains information related to a particular algorithm or mechanism. However, in this case the information is applicable to a specific instance of a cryptographic key.

CC_Reference

A *CC_Reference* is an internal CSF name assigned to a CC by which it may be referenced by callers other than the creator. The reference can be passed between processes sharing a single CSF.

CC_Name

As well as a *CC_Reference* a CC may also be assigned a caller defined name. The caller defined name may be used for ease of reference and an indication of its purpose when assigned to a CC that has been populated with a key. The caller defined name may be used to identify a preconfigured cryptographic policy or quality of protection when assigned to a CC that is unpopulated.

The following data structure definitions are logical definitions and do not imply a physical implementation. The contents of the CC defined in this specification are those necessary to comply with the specification. The inclusion of additional information in a CC by an implementation is not precluded.

7.2 Cryptographic Context Header

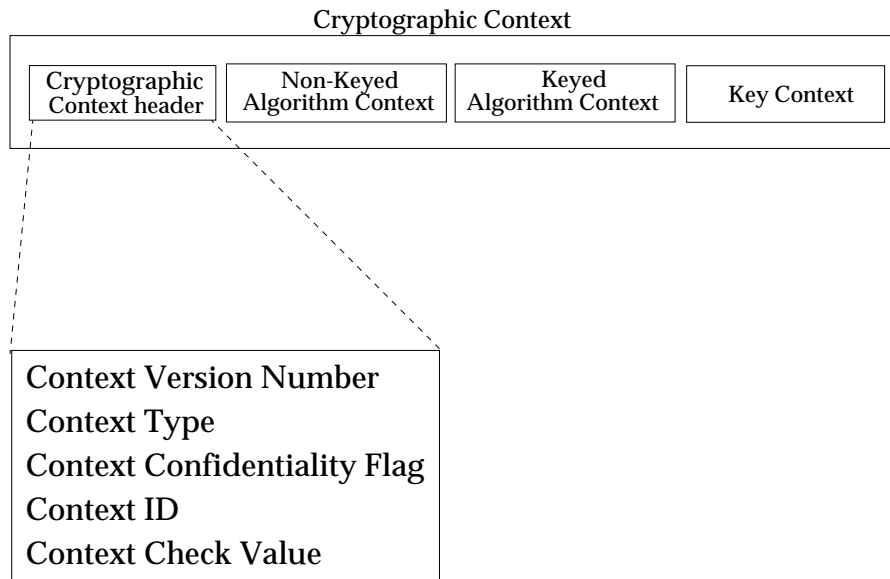


Figure 7-2 Cryptographic Context Header

As illustrated in Figure 7-2, the `CC_header` comprises:

Context_Version_Number

Version number of the cryptographic context which may be of relevance for implementations of future versions of this specification. The Context Version Number defined by this specification is 0. The `Context_version_Number` is set by the CSF when a CC is created.

Context_Type

Specifies the type of algorithm context(s) included in the cryptographic context. That is, Keyed, Non-keyed or both. The value of this field is set by the CSF when the CC is created.

Context_Confidentiality_Flag

This field indicates whether or not the private or secret values held in the *key context* are to be protected for confidentiality. If they are not protected for confidentiality then the CC is only usable by callers possessing a `GCS_C_KEY_PROTECTION` authority.

- **YES** means that the private or secret values of the `key_context` shall be protected for confidentiality when populated with a key.
- **NO** means that the private or secret values of the `key_context` do not need to be protected for confidentiality, although they may be.

The value of this field is specified by a caller of `gcs_create_cc()` or `gcs_set_cc()`.

Context_ID and Context_Checkvalue

The context identity and the context checkvalue are used internally by the CSF. The **Context_ID** is a unique identity assigned to a CC by the CSF when it is created. This

identity may be used by the CSF for the purposes of:

- maintaining consolidated usage statistics of a stored CC when retrieved and used by multiple callers concurrently,
- enforcing exclusive update access for modifying a CC,
- supporting access control. For example, it may be used to associate an ACL with the CC.

The **Context_Checkvalue** holds an internally generated and maintained checkvalue of the protected CC. The checkvalue is computed over all CC fields except the *Context_Checkvalue*. The method used to generate the checkvalue is implementation defined.

7.3 Algorithm_Context

An *Algorithm_Context* contains information related to a cryptographic algorithm to be used with a CC. This is algorithm specific information that is applicable to many key instances. Two such structures may be included in a CC: one for keyed algorithms and one for non-keyed algorithms, both of which may be used within a single context.

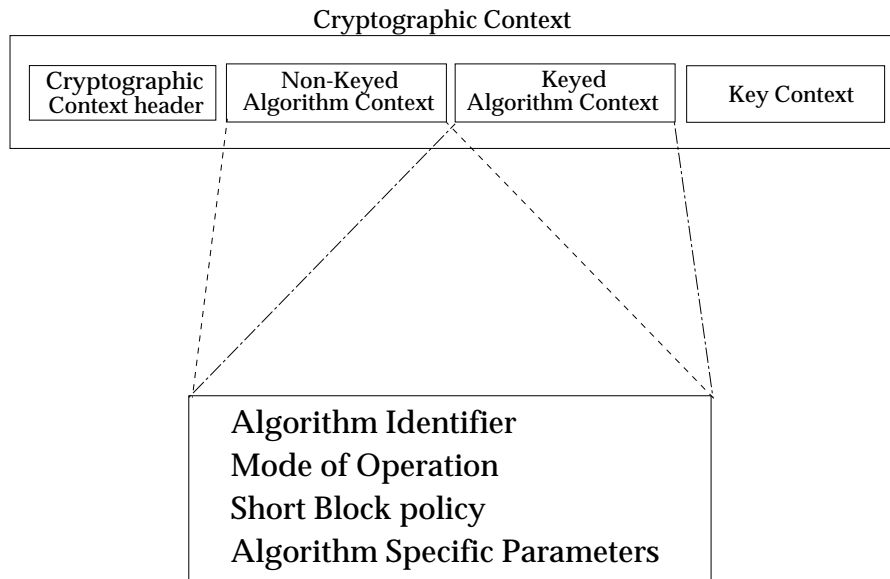


Figure 7-3 Algorithm_Context

As illustrated in Figure 7-3, the *algorithm_context* comprises:

Algorithm Identifier:

This is defined constant that identifies the specific algorithm to be used. The algorithm ID may also identify the mode of operation, alternatively this may defined separately. Example algorithms are:

Encipher/decipher algorithms

- DES
- DES-MAC
- SKIPJACK
- CDMF
- IDEA
- RC(2,4,5)

check_value algorithms

- RSA

- DSA

hash algorithms

- SHA-1
- MD5

An initial set of Algorithm IDs are given in Section 9.3.4 on page 115.

Mode of Operation

The Mode Of Operation identifies the mode in which the selected algorithm is to be operated. The mode usually defines a feedback method and some other simple operations. The mode of operation may be indicated by the algorithm ID in which case the mode of operation can be set to NONE.

Examples of modes of operation are:

- Electronic Feedback Mode (ECB)
- Cipher Block Chaining Mode (CBC)
- Cipher feedback Mode (CFB)
- Output Feedback Mode (OFB)

Short_Block_Policy:

The Short_Block_Policy identifies the policy to apply if the caller submits a short block to a function call. Examples of Short Block Policies are:

- **None**
Short blocks are not permitted. Input must be a multiple of block size.
- **X9.23**
X9.23 uses byte padding. A short block is padded from 1 up to to 8 bytes. The last byte is the count of the number of bytes of padding.
- **IBM Information Protection System (IPS)**
IBM IPS reciphers the last complete ciphertext block and re-enciphers and then XOR with plaintext for the required number of bytes. This acts like a psuedo one-time pad.
- **Cipher Text Stealing**
Cipher Text Stealing encrypts normally up to the last few bytes. It then prepends ciphertext bytes to the remaining cleartext bytes to make up a complete block and then enciphers the complete block. This can also be used on the basis of bit-length as well as byte-length.
- **PKCS#1**
Encryption block formatting as defined in PKCS#1.

Algorithm_Specific_Parameters

These are parameters required by the specific algorithm referenced by the algorithm context that are not specific to a single key to be used with the algorithm. The Algorithm Specific Parameters are defined by the standard that defines the Algorithm Object ID.

Examples of Algorithm Specific Parameters for some common algorithms are:

DES

- Key length - 64 bits

- Feedback length (for some block cipher modes)
- IV parameters (e.g.,length)

RSA

- Modulus length (this controls the size of the prime numbers, strength of the key)
- Optional User Group Parameters
The following two parameters both have to be supplied if the values are shared between a group of users:
 - Group public exponent length
 - Group public exponent value

DSA

- Length of Prime P in bits (512 to 1024 bits, this controls the strength of the key)
- Optional User Group Parameters
The following three parameters are all required to be supplied if the values are shared between a group of users:
 - Prime **p**
 - Prime **q**
 - Generator **g**

Diffie Hellman

- Length of prime P in bits (512 to 1024 bits, this controls the strength of the key)
- Prime **P**
- Generator **G**, ($1 < G < P$)
- Number of Parties
- Derive (Spawn) Method
Indicates how to interpret the input bit string to `gcs_derive_key`.
- Elliptic Curves-Diffie Hellman
Elliptic curve parameters: curve parameters, curve order and generator point.

7.4 Key_Context

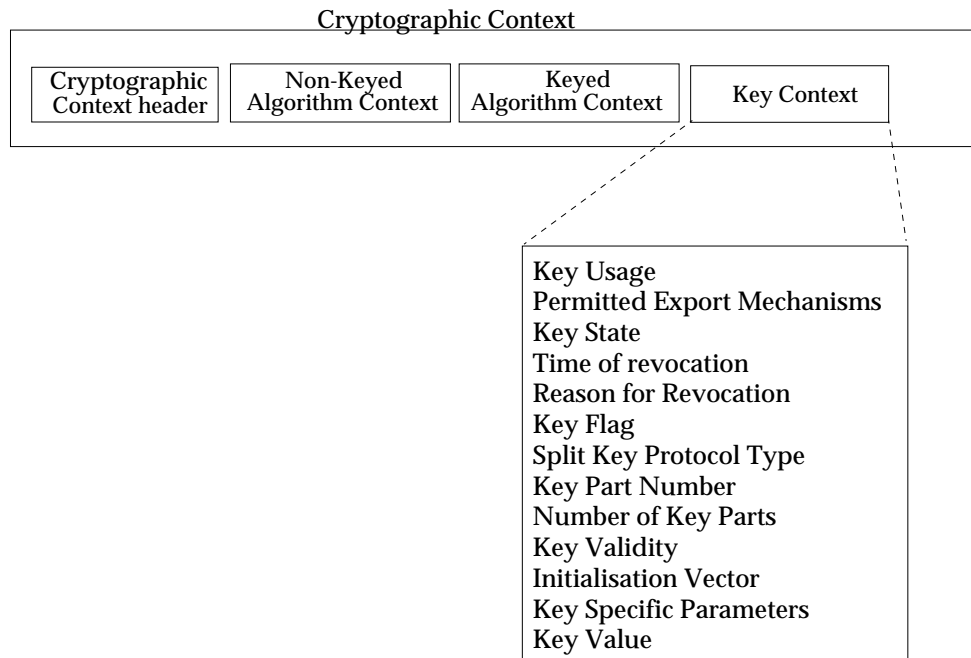


Figure 7-4 Key_Context

As illustrated in Figure 7-4, the Key_Context comprises:

Key_Usage

This field defines for which functions the key that populates the CC may be used as the key for that cryptographic transform. A complete list of all functions subject to key usage constraints can be found in Section 3.8 on page 33. Once populated with a key the `key_usage` may only be reduced in scope.

Permitted_Export_Mechanisms

The Permitted_Export_Mechanism, identified by an Mechanism ID, defines which, if any, mechanisms may be used to transport the key contained in the CC between CSFs using `gcs_export_key()` and `gcs_import_key()` or `gcs_export_key_agreement()` and `gcs_import_key_agreement()`. Examples that may be defined include:

- No export, the key is not permitted to be exported.
- X9.17
- Kerberos
- RSA - ANSII
- RSA - PKCS
- FORTEZZA Key-Wrap
- Control Vectors

- Diffie Hellman - X9.42 (dynamic case)
- Diffie Hellman - [Photuris]
- KEA

Many export mechanisms are the subject of draft standards and are under development. Specific examples with currently defined object Ids are listed in Section 9.3.9 on page 117.

Key_State

Identifies the current state of the key (pre_active, active, quiescent, de-activated or revoked)
See Chapter 6.

Time_of_Revocation

Specifies the date and time at which the key was revoked. This is set by the CSF.

Reason_For_Revocation

This is a text string used to record the reason for which a key has been revoked. This is supplied by the caller revoking a key.

Key_Flag

Refines the state of the key and provides control of the functions to which the key may be a target.

- **IV_Needed** If set then a caller is required to supply an IV to the functions that provide for an IV input parameter, e.g., *gcs_encrypt_data()* and *gcs_decrypt_data()*.
- **Split**
Specifies whether or not the key is split.
- **Quasi Compromised (QCF)**
Specifies whether the key is suspected of having been compromised but that this has not yet been authoratively confirmed.
- **Force_First_Key_Usage**
Specifies by the first call whether the key is used for encryption/decryption, or for generating and/or verifying a check value. This provides support for X9.17 with ambiguous usage.

Split_Protocol_Type

If the CC contains a split key, this field defines the protocol used to split the key. This field is checked by *gcs_split_clear_key()*. Examples of split protocol types are XOR and SHAMIR.

Key_Part_Number

If the CC contains a split key, this field defines the part number contained within the CC.

Number_of_Key_Parts

If the CC contains a split key, this field defines the total number of key parts into which the key has been split.

Key_Validity

The key validity data comprises:

- **activation time**
This is the date/time after which the key is permitted to be used for cryptographic operations.
- **quiescent time**
This defines the point in time after which the key is set to the quiescent state, that is it may be only used for a restricted set of operations. This point in time may be defined as

a number of seconds after activation or a number of cryptographic operations or a number of bytes enciphered. This point in time may be defined using all three methods within a single CC.

- **deactivation time**

This defines the point in time after which the key is set to the deactivated state, that is it may no longer be used for any cryptographic operations. This point in time may be defined as a number of seconds after activation or a number of cryptographic operations or a number of bytes enciphered. This point in time may be defined using all three methods within a single CC.

Initialisation Vector

This is a static IV value to be used by the CSF for all functions requiring an IV for which this CC is used unless overridden by a caller supplied IV parameter. A caller may be forced to supply an IV value to functions by setting the *IV_NEEDED* flag described above.

Key_Specific_Parameters

These are additional mechanism specific parameters that are associated with this key. Examples are: KEK_ID, Key_ID for ANSI X9.17, usage count, send counter, receive window, parity checked, parity set, etc.)

Key_Value

The key value is implementation dependent and has a variable structure dependent upon the algorithm. (The key length is defined as an Algorithm Specific Parameter within the Algorithm Context.) Keys may have internal structure which is not visible to the API.

If the Context_Confidentiality_Flag is set then the private or secret values held within the *Key_Value* field have to be confidentiality protected by the CSF. This is typically done by enciphering under a CSF Master Key.

7.5 Cryptographic Context Reference

When created a CC is a transient structure only accessible to the creating caller. A CC may be made persistent and globally accessible, subject to authorisation policy, by a call on the CSF. This call stores a copy of the CC under the control of the CSF. To support the handling and management of such globally accessible CCs by applications a system defined name, a *CC_reference*, is associated with a stored CC. A CSF may be able to use different types of storage media in which to store CCs. The definition of a *CC_reference* supports the definition of the storage media and device by a caller. To improve usability a stored CC may also be aliased by a caller defined name.

The system defined name, the *CC_reference*, is defined as follows:

label
storage_unit_class [optional]
storage_unit_instance [optional]

Where:

Label:

Is the system defined name assigned to the cryptographic context stored in the operational storage unit maintained by the CSF. This is an internal machine-generated name and not a human-readable name.

Storage_Unit_Class:

Is an optional parameter which distinguishes the device on which the cryptographic context is stored. This parameter, which could have a default value, could be handled by the CSF implementation, or could be tuned by the caller. For example, non-volatile memory, disk, CD-ROM, smart_card.

Storage_Unit_Instance:

Is an optional parameter used to distinguish between different instances of the same storage unit class.

Note: the *CC_reference* is implementation-specific. It must be unique within an individual CSF domain.

7.6 Cryptographic Context Name

In addition to the use of the *CC_reference* to reference a CC this specification supports the assignment of a caller defined name to identify a stored CC. The caller defined name comprises two components:

Domain_ID

This identifies the security domain to which the **CC_name** relates. This may be defaulted.

CC_name

A name that must be unique within the domain *Domain_ID*.

This structure enables implementations to support:

- **Definition of Quality of Protection (QOP) Profiles**

A set of unkeyed CCs may be created and stored to define the QOP policy within the identified domain. The domain may represent an interconnection security domain between two peers or may represent a storage domain, for example a backup service. The QOP represented by each CC may be represented by its *CC_name*.

- **Sharing of Keys between Callers of Different CSFs**

A key that is distributed between different CSFs (via export and import operations) may be readily named and identified by co-operating callers of each CSF.

Advanced GCS-API Services

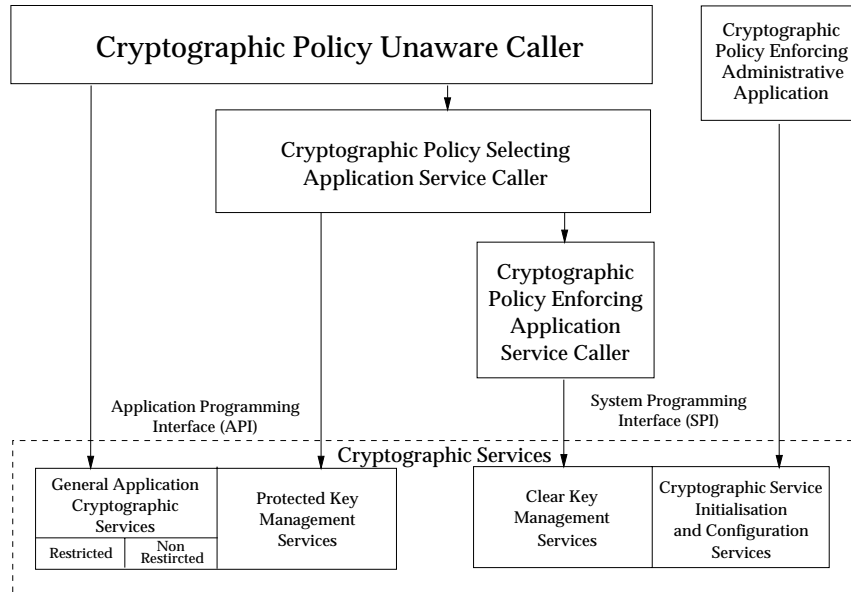


Figure 8-1 CSF Services

The CSF services comprise both operational and management services and are illustrated in Figure 8-1.

They include the following categories:

- General Cryptographic Services (Part of the API)
- Protected Key Management Services (Part of the API)
- Clear Key Management Services (Part of the SPI)
- Cryptographic Service Initialisation and Configuration Services (Not within the current scope of this specification.)

As described in Section 5.4.1 on page 85 callers of the CSF are authorised to utilise CSF functions on the basis of a disjoint set of capabilities assigned to them.

This chapter describes the additional advanced services supported by the GCS-API. These fall within the protected key Management and Clear key Management Services illustrated in Figure 8-1. The basic services supported by the GCS-API are described in Chapters 1-4. Each subsection lists the functions supported and the GCS Authorities, if any, required by a caller in order to successfully invoke the function. GCS Authorities are described in detail in Chapter 2. In general these are assigned by administrative action and established on the initialisation of a session with the CSF. A detailed manual page for each of these functions is included.

8.1 Creation of CC

Function	GCS Authorities
<code>gcs_create_ac</code>	-
<code>gcs_delete_ac</code>	-
<code>gcs_set_ac</code>	-
<code>gcs_create_kc</code>	-
<code>gcs_delete_kc</code>	-
<code>gcs_set_kc</code>	-
<code>gcs_create_cc</code>	GCS_C_KEY_USAGE

Table 8-1 Creation of a CC

A cryptographic context can only be created by authorised callers, ie., those that enforce cryptographic key usage policy. This is indicated by a caller being assigned a GCS_C_KEY_USAGE authority.

The specification only requires GCS_C_KEY_USAGE authority for `gcs_create_cc()` as this is the only interface that actually creates a CC. The other interfaces are supporting functions and are ineffective without the other one.

The cryptographic context is built up from one or two algorithm contexts and a key context in the following manner:

- Empty algorithm contexts and key contexts are created with calls to `gcs_create_ac()`, and `gcs_create_kc()`, respectively. Each of these functions allocates memory for the context as required.
- The created algorithm contexts and key contexts are filled by successive calls to `gcs_set_ac()` and `gcs_set_kc()`, to set individual fields in each of the data structures. The `key_value` field of the `key_context` is not filled at this time.
- A cryptographic context is created by using the function `gcs_create_cc()`, supplying it with appropriate algorithm and key contexts already created to define the policy represented by the CC. The `cc_header` fields are filled at this time. A caller of `gcs_create_cc()` is required to possess a GCS_C_KEY_USAGE authority.
- Once the CC has been created, the independent algorithm context and key context structures created to form the CC may be deleted and the memory occupied by them released by calls to `gcs_delete_ac()` and `gcs_delete_kc()`.

This set of operations creates an template cryptographic context, which can either be populated for immediate use or stored in a library and made globally referencable.

8.2 Cryptographic Context Modification

Function	GCS Authorities
<code>gcs_get_cc</code>	-
<code>gcs_retrieve_cc</code>	-
<code>gcs_set_cc</code>	GCS_C_KEY_USAGE
<code>gcs_store_cc</code>	GCS_C_SELECTION or GCS_C_KEY_USAGE

Table 8-2 Cryptographic Context Inquiry

`gcs_get_cc` provides for the querying by a caller of the contents of a CC. Any CC content may be queried with the exception of the key value.

The CC contents may be modified using `gcs_set_cc()` to overwrite an individual field in the algorithm context(s) and key context in the cryptographic context. Multiple calls to `gcs_set_cc()` need to be made in order to modify several fields. A caller of `gcs_set_cc()` is required to possess a GCS_C_KEY_USAGE authority.

To modify a CC that has been stored then `gcs_retrieve_cc()` must be invoked with an exclusive lock set. This prevents any subsequent retrieval of the CC and also results in the failure of any cryptographic operations using a copy of the CC that has been previously retrieved.

A subsequent call by the caller that executed the exclusive lock to `gcs_store_cc()` using the CC on which the lock was obtained results in the stored copy of the CC being updated and the lock released. Any subsequent calls using a previously retrieved version of the CC result in that caller's private copy being updated as a consequence of the call it makes. The update of CC may result in a caller being unable to continue using the CC for operations it was previously capable of executing.

8.3 Additional Key Management Functions

Function	GCS Authorities
<code>gcs_combine_key</code>	GCS_C_SELECTION
<code>gcs_load_public_key</code>	GCS_C_SELECTION

Table 8-3 Additional Key Management Functions

These functions provide additional facilities for the management of keys. `gcs_combine_key` provides for the combination of key parts into a single key. The individual key parts have to be imported to separate CCs and this function is then invoked to combine the individual key parts.

`gcs_store_cc` provides for the creation of a new CC that is identical to the original CC with the exception of its Context ID if the original CC was not retrieved with an exclusive lock set.

`gcs_load_public_key` provides for the loading of a public key supplied in clear text form, which by its nature does not require protection for confidentiality.

8.4 Key State Management

Function	GCS Authorities
<i>gcs_advance_key_state</i>	GCS_C_SELECTION or GCS_C_KEY_USAGE
<i>gcs_get_key_validity</i>	-
<i>gcs_reduce_key_usage</i>	GCS_C_SELECTION or GCS_C_KEY_USAGE
<i>gcs_revoke_key</i>	GCS_C_SELECTION or GCS_C_KEY_USAGE
<i>gcs_set_key_validity</i>	GCS_C_KEY_USAGE

Table 8-4 Key State Management

The key state management functions provide for a caller to query and modify the key state and the parameters that control the key state.

gcs_advance_key_state provides for a caller to step the key state of a CC forward through its natural lifecycle in a manner that reduces the key's availability. For example, a CC with a key in an active state may be stepped forward to a quiescent or de-active state, but a CC with a key in a pre-active state cannot be made active.

gcs_get_key_validity provides for a caller to query the key validity parameters of the CC that control the points at which the CSF will trigger a key state change. *gcs_set_key_validity* provides for a caller to set the key validity parameters of a CC and therefore control when the CSF will trigger a key state change. This may be necessary in order to reactivate a key that has been previously de-activated or revoked for the purposes of deciphering or verifying historic data.

gcs_reduce_key_usage is used by a caller to reduce the cryptographic functions that a key may be used for. An example may be creation of a copy of a key (via *gcs_store_cc* with an exclusive lock) which is to be restricted to only decrypting data prior to making it available to other callers.

gcs_revoke_key provides for a caller to set a key into a revoked state when it has been found to be compromised.

8.5 Supplementary CC Management Functions

Function	GCS Authorities
<i>gcs_archive_cc</i>	GCS_C_SELECTION or GCS_KEY_USAGE
<i>gcs_restore_cc</i>	GCS_C_SELECTION or GCS_KEY_USAGE
<i>gcs_generate_key_pattern</i>	GCS_C_SELECTION
<i>gcs_verify_key_pattern</i>	GCS_C_SELECTION

Table 8-5 Supplementary CC Management Functions

These functions provide supplementary services in support of the management of CCs. *gcs_archive_cc* and *gcs_restore_cc* provide for the long term storage of CCs. That is of both keys and the context in which they are used including key usage constraints. These services are not likely to be used for normal day to day operations but are required to support the recovery of historic keys and associated data.

gcs_generate_key_pattern and *gcs_verify_key_pattern* are provided in support of key derivation functions to enable CSF implementations that independently derive the same key from caller supplied data to check that the independently derived keys are identical and will reliably interwork.

8.6 System Programming Interface (SPI)

Function	GCS Authorities
gcs_decipher_key	GCS_C_KEY_PROTECTION
gcs_encipher_key	GCS_C_KEY_PROTECTION
gcs_derive_clear_key	GCS_C_KEY_PROTECTION
gcs_generate_clear_key	GCS_C_KEY_PROTECTION
gcs_load_clear_key	GCS_C_KEY_PROTECTION
gcs_split_clear_key	GCS_C_KEY_PROTECTION

Table 8-6 System Programming Interface

The system programming interface supported by the GCS-API provides functions for the manipulation of clear keys by a caller. These types of functions are required to support the management of the CSF itself, for example the installation of initial keys and for support of key exchange protocols that require the manipulation of clear keys when such protocols have not been directly implemented by a CSF implementation.

Advanced GCS-API Parameter Passing Conventions

This chapter describes the additional data types, over and above those defined in Chapter 3 on page 25, used by the C-language versions of the advanced GCS-API functions. It also explains calling conventions for these functions.

9.1 Contexts

The `gcs_cc_t` data type contains a caller-opaque cryptographic context defined by the implementation. The cryptographic context holds the algorithm context and key context information.

`gcs_ac_t` data type contains an algorithm context defined by the implementation.

`gcs_kc_t` data type contains a key context defined by the implementation.

9.2 Cryptographic Reference

The `gcs_cc_ref_t` data type contains a handle to a caller-opaque cryptographic context defined by the implementation.

9.3 Constants

The tables below set out the constants defined by the specification, and the value to which they are set.

9.3.1 Register of GCS-API Constants

At the time of publication it is not possible for this specification to include the values of all constants that will be relevant to the GCS- API in the future. This is because cryptography is a developing technology and new algorithms, export mechanisms, etc., will continue to be developed and values to identify them within the GCS-API will need to be defined.

To provide for this extension of GCS-API constants a register of GCS-API constants is maintained by X/Open. The latest version of this may be accessed at the X/Open WWW Server at www.xopen.org by reference to the index at URL:

<http://www.xopen.org/public/>

or by anonymous ftp to:

<ftp.xopen.co.uk>

```
cd pub/GCS-API_Registry
get GCS-API_Constants.ps
```

To register a new a constant or range of constants an implementor should send a message via email to **GCS-API-Registry@xopen.co.uk**.

Registration of an algorithm ID requires the specification of the name of the algorithm together with a list of the Algorithm Specific Parameters and the format in which they have to be input. The modes of operation and applicable Short Block Policies shall also be defined. This information may be provided by reference to a standard or publicly accessible specification that defines the necessary information.

9.3.2 Optional Parameter Constants

Name	Value	Meaning
[GCS_C_TRUE]	1	True
[GCS_C_FALSE]	0	False
[GCS_C_NULL]	NULL	Null
[GCS_C_EMPTY_BUFFER]	NULL	Empty buffer
[GCS_C_NO_BUFFER]	NULL	No buffer is supplied or returned
[GCS_C_NO_BIT_STRING]	NULL	The bit string supplied or returned is null

Table 9-1 Optional Parameter Constants

9.3.3 Context Types

Context Type	Value	Meaning
Keyed	0	Keyed Algorithm Context
Non-Keyed	1	Non-Keyed Algorithm Context
Both	2	Keyed & Non-Keyed Algorithm Context

Table 9-2 Context Types

9.3.4 Algorithm Identifier

The following algorithm identifiers represent an initial list. Their inclusion in this document does not imply any conformance criteria for the supply of these particular algorithms.

An algorithm ID may also indicate a specific mode of operation, alternatively the mode of operation may be specified separately in a CC that uses the algorithm.

Algorithm	Algorithm ID	Algorithm Parameters
GCS_C_DES_CBC	1	IV 64 bits
GCS_C_DES_MAC_32	2	None
GCS_C_SKIPJACK_CBC_64	3	IV 64 bits
GCS_C_RC2_CBC	4	IV or sequence RC2 version, IV
GCS_C_RC4	5	None
GCS_C_RSA	6	Modulus length
GCS_C_DSA	7	
GCS_C_SHA_1	8	
GCS_C_MD5	9	
GCS_C_KEA	10	
GCS_C_DIFFIE	11	

Table 9-3 Algorithm IDs

9.3.5 Mode of Operation

The mode of operation qualifies how a particular algorithm is to be used and usually defines a feedback method and some simple operations.

Name	Value	Mode of Operation
GCS_M_NONE	0	No mode appropriate or algorithm ID specifies
GCS_M_ECB	1	Electronic Code Book Mode
GCS_M_CBC	2	Cipher Block Chaining Mode
GCS_M_CFB	3	Cipher Feedback Mode
GCS_M_OFB	4	Output Feedback Mode
GCS_M_COUNTER	5	Counter Mode
GCS_M_BC	6	Block Chaining Mode
GCS_M_PCBC	7	Propagating Cipher Block Mode
GCS_M_CBCC	8	Cipher Block Chaining with Checksum
GCS_M_OFBNLF	9	Output Feedback with Non-Linear Function
GCS_M_CBCOFBM	10	CBC with OFB Masking

Table 9-4 Modes of Operation

9.3.6 Algorithm Specific Parameters

Algorithm specific parameters are defined by the standard that defines the algorithm ID. Algorithm specific parameters are to be represented in the algorithm context by a BER encoding of the format defined in the applicable standard. Examples of Algorithm Specific Parameters are included in Table 9-3 on page 115.

9.3.7 Short Block Policies

Short Block Policy	Value	
GCS_SBP_NONE	0	Short Blocks Not Permitted
GCS_SBP_X9_23	1	X9.23 byte padding
GCS_SBP_IPS	2	IBM Information Protection System
GCS_SBP_CTS	3	Cipher Text Stealing
GCS_SBP_PKCS_1	4	Encryption block formatting as defined in PKCS#1
GCS_SBP_DES_MAC	5	DES MAC Short Block Policy
GCS_SBP_PEM	6	PEM Short Block policy

Table 9-5 Short Block Policy Values

9.3.8 Key Usage

The key usage parameter defines for which GCS-API functions the CC may be used to provide the key to a cryptographic operation.

Note: The Key_Flag parameter controls the functions for which the CC may be the target of a GCS-API function.

Key Value	Bit Mask Values	CSF Function
GCS_C_GENERATE_CV	"0x00000001"	gcs_generate_check_value
GCS_C_VERIFY_CV	"0x00000002"	gcs_verify_check_value
GCS_C_DERIVE_KEY	"0x00000004"	gcs_derive_key
GCS_C_ENCIPHER_DATA	"0x00000008"	gcs_encipher_data
GCS_C_DECIPHER_DATA	"0x00000010"	gcs_decipher_data
GCS_C_ARCHIVE_CC	"0x00000020"	gcs_archive_cc
GCS_C_RESTORE_CC	"0x00000040"	gcs_restore_cc
GCS_C_GENERATE_KEY_PATTERN	"0x00000080"	gcs_generate_key_pattern
GCS_C_VERIFY_KEY_PATTERN	"0x00000100"	gcs_verify_key_pattern
GCS_C_DECIPHER_KEY	"0x00000200"	gcs_decipher_key
GCS_C_ENCIPHER_KEY	"0x00000400"	gcs_encipher_key
GCS_C_EXPORT_KEY	"0x00000800"	gcs_export_key
GCS_C_EXPORT_KEY_AGREEMENT	"0x00001000"	gcs_export_key_agreement
GCS_C_IMPORT_KEY	"0x00002000"	gcs_import_key
GCS_C_IMPORT_KEY_AGREEMENT	"0x00004000"	gcs_import_key_agreement

Table 9-6 Key Usage Values

9.3.9 Permitted Export Mechanisms

These define which mechanisms, if any, can be used to transport the key contained in a CC between CSFs.

The Mechanism IDs specified as part of the GCS-API are separately maintained by X/Open and are accessible at the X/Open WWW site or ftp site. The following mechanism identifiers represent an initial list. Their inclusion in this document does not imply any conformance criteria for the supply of these particular algorithms.

If a proprietary or non-standardised mechanism is supported then an implementation may apply to X/Open for an mechanism ID for that mechanism.

Export Mechanism	Bit Mask Values	Meaning
GCS_NO_EXPORT	"0x00000000"	the key cannot be exported
GCS_DH_PKCS3	"0x00000001"	Diffie Hellman
GCS_DHKA_PKCS3_1	"0x00000002"	Diffie Hellman Key Agreement
GCS_FORTEZZA_KEA	"0x00000004"	KEA
GCS_X917_1985	"0x00000008"	X9.17 1985
GCS_X917_1994	"0x00000010"	X9.17 1994
GCS_KERBEROS	"0x00000020"	Kerberos RFC 1510
GCS_PCK51	"0x00000040"	X9.44
GCS_RSA_PKCS	"0x00000080"	RSA-PKCS X9.42
GCS_FORTEZZA_KEY_WRAP	"0x00000100"	Fortezza Key Wrap
GCS_IBM_CV	"0x00000200"	Control Vectors IBM SC40-1675

Table 9-7 Permitted Export Mechanism IDs

9.3.10 Key State Value

The key state value identifies the current state of the key.

Key State	Value	Meaning
GCS_PRE_ACTIVE	1	pre-active key state
GCS_ACTIVE	2	key state active
GCS QUIESCENT	3	key state quiescent
GCS_DEACTIVATED	4	key state de-activated
GCS_REVOKED	5	key revoked

Table 9-8 Key State Values

9.3.11 Key Flag

The key flag refines the state of the key.

Key Flag	Bit Mask Value	Meaning
GCS_C_IV_NEEDED	"0x01"	caller must supply IV
GCS_C_SPLIT	"0x02"	if set, the key is split
GCS_C_QCF	"0x04"	if set, the key is suspected of having been compromised
GCS_C_FORCE_FIRST_USAGE	"0X08"	first usage specifies how key is used

Table 9-9 Key Flag Values

9.3.12 Split_Key_Protocol_Type

The following split key protocol types are defined:

Key State	Value	Meaning
GCS_SKP_NONE	0	Key not Split (Default)
GCS_SKP_XOR	1	XOR split protocol
GCS_SKP_SHAMIR	2	Shamir split protocol

Table 9-10 Split Key Protocol Types

9.3.13 Key Validity Parameters

The following constants are defined for use as key validity parameters:

Key State	Value	Meaning
GCS_C_TIME	0	Input is the number of seconds
GCS_C_COUNT	1	Input is the number of operations
GCS_C_BYTES	2	Input is the number of bytes
GCS_C_NOW	0	Zero offset from current time
GCS_C_INFINITE	"0xFFFFFFFF"	An infinite time

Table 9-11 Key Validity Values

9.3.14 Key Specific Parameters

These are additional mechanism specific parameters associated with the key. They are to be represented as BER encoded data.

9.3.15 Key Value

The formatting of key values is generally an internal implementation concern. An exception is the format of clear keys to be used with the functions *gcs_load_key()* and *gcs_load_public_key()*.

For these functions:

- Clear Public Key values or Public/Private Key pair values shall be represented by DER encoding. (See PKCS #1)
- Clear keys for DES-CBC shall be formatted as a 64 bit string with the MSB in the lowest address bit.

9.3.16 CC Components

Name	Value
GCS_C_CC_HEADER	0
GCS_C_KEYED_AC	1
GCS_C_NON_KEYED_AC	2
GCS_C_KC	3

Table 9-12 CC Components

9.3.17 Context Header Parameter Names

Name	Value
GCS_C_CONTEXT_VERSION	0
GCS_C_CONTEXT_TYPE	1
GCS_C_CONFIDENTIALITY_FLAG	2

Table 9-13 Context Header Parameter Names

9.3.18 Algorithm Context Parameter Names

Name	Value
GCS_C_ALGORITHM_ID	0
GCS_C_MODE_OF_OPERATION	1
GCS_C_SHORT_BLOCK_POLICY	2
GCS_C_ALGORITHM_SPECIFIC_PARAMETERS	3

Table 9-14 Algorithm Context Parameter Names

9.3.19 Key Context Parameter Names

Name	Value
GCS_C_KEY_USAGE	0
GCS_C_PERMITTED_EXPORT_MECHANISM	1
GCS_C_KEY_STATE	2
GCS_C_KEY_FLAG	3
GCS_C_TIME_OF_REVOCATION	4
GCS_C_REASON_FOR_REVOCATION	5
GCS_C_SPLIT_PROTOCOL_TYPE	6
GCS_C_KEY_PART_NUMBER	7
GCS_C_NUMBER_OF_KEY_PARTS	8
GCS_C_KEY_VALIDITY_ACTIVATION_TIME	9
GCS_C_KEY_VALIDITY QUIESCENT_TIME	10
GCS_C_KEY_VALIDITY QUIESCENT_COUNT	11
GCS_C_KEY_VALIDITY QUIESCENT_BYTES	12
GCS_C_KEY_VALIDITY_DEACTIVATE_TIME	13
GCS_C_KEY_VALIDITY_DEACTIVATE_COUNT	14
GCS_C_KEY_VALIDITY_DEACTIVATE_BYTES	15
GCS_C_IV	16
GCS_C_KEY_SPECIFIC_PARAMETERS	17

Table 9-15 Key Context Parameter Names

Advanced CSF Application Program Interface (API)

This chapter presents the functions comprising the advanced GCS-API. These are used by Cryptographic Policy Selecting Callers and Key Usage Policy Enforcing Callers.

In the majority of these definitions a cryptographic context is included as an input parameter providing information on the algorithm(s) and key(s) to be used in the function. A cryptographic context is also included as an output parameter because the CC may be modified by the call, eg., usage counts and key states may be modified any time the CC is used to provide a key used within a function. The check value of the CC and the validity period of a key within the CC are checked on each use of the CC.

NAME

`gcs_advance_key_state` — advances the key state of a cc

SYNOPSIS

```
OM_uint32 gcs_advance_key_state(
    OM_uint32          *minor_status,
    gcs_session_context_t *session_context,
    OM_uint32          key_state,
    gcs_cc_t           *subject_cc
);
```

DESCRIPTION

This function advances the key state of the cryptographic context, *subject_cc* thus permitting a caller to quiesce or deactivate a key before the transition is forced by the CSF based on time or number of cryptographic functions called. The function enables the caller to reduce key availability. The caller must possess the GCS_C_SELECTION authority, or the call will fail.

If successful, the function returns [GCS_S_COMPLETE].

The arguments for `gcs_advance_key_state()` are:

minor_status (out)

An implementation specific return status that provides additional information when [GCS_S_FAILURE] is returned by the function.

session_context (opaque,in)

The implementation specific parameter that defines the context of the current session between the caller and the CSF. The contents of this session context are required to support uses such as continuous I&A and authorisation.

key_state (in)

The required key state. Permitted values are GCS_QUIESCENT or GCS_DEACTIVATED.

subject_cc (opaque,in/out)

The cryptographic context of which the key state is to be advanced.

RETURN VALUE

The following GCS status codes shall be returned:

[GCS_S_COMPLETE]

Successful completion.

[GCS_S_COMPLETE_QCF]

Successful completion but *subject_cc* has quasi compromised flag set in key context.

[GCS_S_BAD_SESSION_CONTEXT]

The session context supplied is not valid.

[GCS_S_BAD_SUBJECT_CC]

The *subject_cc* supplied is not valid.

[GCS_S_INCORRECT_KEY_STATE]

The *key_state* parameter value supplied is not one of the permitted values.

[GCS_S_INVALID_STATE_TRANSITION]

The key state transition requested is not permitted.

[GCS_S_BAD_SESSION_CONTEXT]

The session context supplied is not recognised

[GCS_S_FAILURE]

An implementation specific error or failure has occurred.

[GCS_S_AUTHORISATION_FAILURE]

The caller does not possess the required GCS authority or some other authorisation failure has occurred.

ERRORS

No other errors are defined.

NAME

`gcs_archive_cc` — transform a cryptographic context into an archive format

SYNOPSIS

```
OM_uint32 gcs_archive_cc(
    OM_uint32          *minor_status,
    gcs_session_context_t *session_context,
    gcs_cc_t          *subject_cc,
    gcs_cc_t          *archive_kek_cc,
    gcs_bit_string_t  archive_string
);
```

DESCRIPTION

The `gcs_archive_cc` function transforms the cryptographic context, `subject_cc`, into an archive format as a bit string. The caller is responsible for storing the key, transformed by this function, in the archive. The caller must possess the GCS_C_KEY_USAGE GCS authority, or the call will fail.

If successful, the function returns [GCS_S_COMPLETE] or [GCS_S_COMPLETE_QCF].

The arguments for `gcs_archive_cc()` are:

`minor_status` (out)

An implementation specific return status that provides additional information when [GCS_S_FAILURE] is returned by the function.

`session_context` (opaque,in)

The implementation specific parameter that defines the context of the current session between the caller and the CSF. The contents of this session context are required to support uses such as continuous I&A and authorisation.

`subject_cc` (opaque,in)

The subject to be archived.

`archive_kek_cc` (optional,opaque,in/out)

The CC containing the key encryption key to be used in the archive process. If not defined, the CSF uses the default `archive_kek`.

`archive_string` (out)

The `subject_cc` is returned as an encrypted bit string for archive. The format of the bit string is defined by the implementation. The GCSAPI specification does not support the interoperability of archive formats between different implementations of the CSF.

RETURN VALUE

The following GCS status codes shall be returned:

[GCS_S_COMPLETE]

Successful completion.

[GCS_S_COMPLETE_QCF]

Successful completion but `archive_kek_cc` has quasi compromised flag set in key context.

[GCS_S_BAD_SESSION_CONTEXT]

The session context supplied is not valid.

[GCS_S_BAD_ARCHIVE_CC]

The `archive_kek_cc` supplied is not valid.

[GCS_S_BAD_SUBJECT_CC]

The `subject_cc` supplied is not valid.

[GCS_S_INCORRECT_KEY_STATE]

The *key_state* in the *archive_kek_cc* supplied does not permit the requested action.

[GCS_S_FAILURE]

An implementation specific error or failure has occurred.

[GCS_S_AUTHORISATION_FAILURE]

The caller does not possess the required GCS authority or some other authorisation failure has occurred.

ERRORS

No other errors are defined.

NAME

gcs_combine_key — combine key parts

SYNOPSIS

```

OM_uint32 gcs_combine_key(
    OM_uint32          *minor_status,
    gcs_session_context_t *session_context,
    OM_uint32          key_part_flag,
    gcs_bit_string_t   key_part,
    gcs_cc_t           *kek_cc,
    gcs_cc_t           *combine_cc
);

```

DESCRIPTION

This function is called recursively to build up a key in *combine_cc*. The key part is in importable form protected by the *kek_cc*. *combine_cc* includes a *split_protocol_type* to indicate how the input bit string is encoded. The function returns the cc with the combined key values in the *combine_cc* supplied. The caller must possess the GCS_C_SELECTION GCS authority or the call will fail.

If successful, the function returns [GCS_S_COMPLETE].

The arguments for *gcs_combine_key()* are:

minor_status (out)

An implementation specific return status that provides additional information when [GCS_S_FAILURE] is returned by the function.

session_context (opaque,in)

The implementation specific parameter that defines the context of the current session between the caller and the CSF. The contents of this session context are required to support uses such as continuous I&A and authorisation.

key_part_flag (in)

The *key_part_flag* specifies whether this is the first, subsequent last, or only call to the function. It may take on the values GCS_FIRST, GCS_MIDDLE, GCS_LAST or GCS_ONLY.

key_part (in)

The part of the key to be combined with the key part contained in *combine_cc*.

kek_cc (opaque,in/out)

The key encrypting key under which *key_part* is protected.

combine_cc (opaque,in/out)

A cryptographic context supplied and into which the combined key parts are placed. The split protocol type is specified by *combine_cc*.

RETURN VALUE

The following GCS status codes shall be returned:

[GCS_S_COMPLETE]

Successful completion.

[GCS_S_CONTINUE_NEEDED]

Another call to the function is required.

[GCS_S_BAD_SESSION_CONTEXT]

The session context supplied is not valid.

[GCS_S_SUBJECT_CC]

The *combine_CC* supplied is not valid.

[GCS_S_KEK_CC]

The *kek_cc* supplied is not valid.

[GCS_S_KEY_PART]

The key part supplied is not valid.

[GCS_S_FAILURE]

An implementation specific error or failure has occurred.

[GCS_S_AUTHORISATION_FAILURE]

The caller does not possess the required GCS authority or some other authorisation failure has occurred.

ERRORS

No other errors are defined.

NAME

`gcs_create_ac` — creates an empty algorithm context

SYNOPSIS

```
OM_uint32 gcs_create_ac(  
    OM_uint32                *minor_status,  
    gcs_session_context_t    *session_context,  
    gcs_ac_t                 *ac  
);
```

DESCRIPTION

This function creates an empty algorithm context which is returned in `ac` allocating memory as necessary.

Once created, its fields can be set, using `gcs_set_ac` and then supplied as a parameter to `gcs_create_cc` to create a cryptographic context.

If successful, the function returns [GCS_S_COMPLETE].

The arguments for `gcs_create_ac()` are:

minor_status (out)

An implementation specific return status that provides additional information when [GCS_S_FAILURE] is returned by the function.

session_context (opaque,in)

The implementation specific parameter that defines the context of the current session between the caller and the CSF. The contents of this context are required to support uses such as continuous I&A and authorisation.

ac (out)

The algorithm context created.

RETURN VALUE

The following GCS status codes shall be returned:

[GCS_S_COMPLETE]

Successful completion.

[GCS_S_BAD_SESSION_CONTEXT]

The session context supplied is not valid.

[GCS_S_FAILURE]

An implementation specific error or failure has occurred.

ERRORS

No other errors are defined.

NAME

`gcs_create_cc` — create a cryptographic context

SYNOPSIS

```
OM_uint32 gcs_create_cc(
    OM_uint32                *minor_status,
    gcs_session_context_t    *session_context,
    gcs_boolean_t            cc_confidentiality,
    gcs_ac_t                 *non_keyed_ac,
    gcs_ac_t                 *keyed_ac,
    gcs_kc_t                 *kc,
    gcs_cc_t                 *output_CC
);
```

DESCRIPTION

This function creates a cryptographic context from the input parameters supplied. The caller specifies the specific algorithm contexts, and key context required.

The cryptographic context created is returned in *output_CC*

The cryptographic context created is used in subsequent calls to the CSF. The caller must possess the GCS_C_KEY_USAGE GCS authority or the call will fail.

If successful, the function returns [GCS_S_COMPLETE].

The arguments for *gcs_create_cc()* are:

minor_status (out)

An implementation specific return status that provides additional information when [GCS_S_FAILURE] is returned by the function.

session_context (opaque,in)

The implementation specific parameter that defines the context of the current session between the caller and the CSF. The contents of this session context are required to support uses such as continuous I&A and authorisation.

cc_confidentiality (optional,in)

The flag specifying if the key used to eventually populate the cc is to be protected for confidentiality.

non_keyed_ac (in)

A non-keyed algorithm context previously created by *gcs_create_ac* and set by *gcs_set_ac*. NULL may be specified.

keyed_ac (in)

A keyed algorithm context previously created by *gcs_create_ac* and set by *gcs_set_ac*. NULL may be specified

kc (in)

An unkeyed key context previously created by *gcs_create_kc* and set with key context parameters by *gcs_set_kc*. NULL may be specified.

output_CC (opaque,out)

The resulting unkeyed cryptographic context.

RETURN VALUE

The following GCS status codes shall be returned:

[GCS_S_COMPLETE]

Successful completion.

[GCS_S_BAD_SESSION_CONTEXT]

The session context supplied is not valid.

[GCS_S_BAD_AC]

An algorithm context supplied is not valid.

[GCS_S_BAD_CONFIDENTIALITY_FLAG]

The confidentiality flag may be invalid.

[GCS_S_BAD_KC]

The key context supplied is not valid.

[GCS_S_FAILURE]

An implementation specific error or failure has occurred.

[GCS_S_AUTHORISATION_FAILURE]

The caller does not possess the required GCS authority or some other authorisation failure has occurred.

ERRORS

No other errors are defined.

NAME

`gcs_create_kc` — create an empty key context

SYNOPSIS

```
OM_uint32 gcs_create_kc(
    OM_uint32                *minor_status,
    gcs_session_context_t    *session_context,
    gcs_kc_t                 *kc
);
```

DESCRIPTION

This function creates an empty key context which is returned in *kc*, allocating memory as necessary.

The key context may be set by *gcs_set_kc* and supplied as a parameter to *gcs_create_cc* to create a cryptographic context.

If successful, the function returns [GCS_S_COMPLETE].

The arguments for *gcs_create_kc()* are:

minor_status (out)

An implementation specific return status that provides additional information when [GCS_S_FAILURE] is returned by the function.

session_context (opaque,in)

The implementation specific parameter that defines the context of the current session between the caller and the CSF. The contents of this context are required for to support uses such as continuous I&A and authorisation.

kc (opaque,out)

The key context created.

RETURN VALUE

The following GCS status codes shall be returned:

[GCS_S_COMPLETE]

Successful completion.

[GCS_S_BAD_SESSION_CONTEXT]

The session context supplied is not valid.

[GCS_S_FAILURE]

An implementation specific error or failure has occurred.

ERRORS

No other errors are defined.

NAME

```
gcs_delete_ac — deletes an algorithm context
OM_uint32 gcs_delete_ac(
    OM_uint32                               *minor_status,
    gcs_session_context_t                   *session_context,
    gcs_ac_t                                *ac
);
```

DESCRIPTION

This function deletes the caller's copy of the algorithm context referred to as *ac*, frees the memory allocated to it and sets the *ac* pointer to GCS_NULL.

If successful, the function returns [GCS_S_COMPLETE].

The arguments for *gcs_delete_ac()* are:

minor_status (out)

An implementation specific return status that provides additional information when [GCS_S_FAILURE] is returned by the function.

session_context (opaque,in)

The implementation specific parameter that defines the context of the current session between the caller and the CSF. The contents of this context are required to support uses such as continuous I&A and authorisation.

ac (in/out)

The algorithm context to be deleted.

RETURN VALUE

The following GCS status codes shall be returned:

[GCS_S_COMPLETE]

Successful completion.

[GCS_S_BAD_SESSION_CONTEXT]

The session context supplied is not valid.

[GCS_S_BAD_AC]

The algorithm context supplied is not a valid algorithm context.

[GCS_S_FAILURE]

An implementation specific error or failure has occurred.

ERRORS

No other errors are defined.

NAME

`gcs_delete_kc` — deletes a key context

SYNOPSIS

```
OM_uint32 gcs_delete_kc(
    OM_uint32                *minor_status,
    gcs_session_context_t    *session_context,
    gcs_kc_t                 *kc
);
```

DESCRIPTION

This function deletes the caller's copy of the key context input as *kc*, frees its memory allocation and sets the *kc* pointer to `GCS_NULL`.

If successful, the function returns `[GCS_S_COMPLETE]`.

The arguments for `gcs_delete_kc()` are:

minor_status (out)

An implementation specific return status that provides additional information when `[GCS_S_FAILURE]` is returned by the function.

session_context (opaque,in)

The implementation specific parameter that defines the context of the current session between the caller and the CSF. The contents of this context are required to support uses such as continuous I&A and authorisation.

kc (in/out)

The key context to be deleted.

RETURN VALUE

The following GCS status codes shall be returned:

`[GCS_S_COMPLETE]`

Successful completion.

`[GCS_S_BAD_SESSION_CONTEXT]`

The session context supplied is not valid.

`[GCS_S_BAD_KC]`

The key context supplied is not a valid key context.

`[GCS_S_FAILURE]`

An implementation specific error or failure has occurred.

ERRORS

No other errors are defined.

NAME

`gcs_generate_key_pattern` — generate a test pattern for the supplied key

SYNOPSIS

```
OM_uint32 gcs_generate_key_pattern(  
    OM_uint32                *minor_status,  
    gcs_session_context_t    *session_context,  
    OM_uint32                TPG_id,  
    gcs_cc_t                 *subject_cc,  
    gcs_buffer_t             test_string  
);
```

DESCRIPTION

The `gcs_generate_key_pattern` function generates a key test pattern for the key contained within or referenced by `subject_cc`. The test pattern is used to verify the compatibility of keys derived by different implementations using the same input parameters. See Appendix E on page 221. The test pattern is output in `test_string`. The caller must possess the GCS_C_SELECTION GCS authority.

If successful, the function returns [GCS_S_COMPLETE].

The arguments for `gcs_generate_key_pattern()` are:

`minor_status` (out)

An implementation specific return status that provides additional information when [GCS_S_FAILURE] is returned by the function.

`session_context` (opaque,in)

The implementation specific parameter that defines the context of the current session between the caller and the CSF. The contents of this session context are required to support uses such as continuous I&A and authorisation.

`TPG_id` (in)

The test pattern generator identifier.

`subject_cc` (opaque,in/out)

The cryptographic context containing the key for which a key pattern is to be generated.

`test_string` (out)

A character string containing the key pattern generated by the function.

RETURN VALUE

The following GCS status codes shall be returned:

[GCS_S_COMPLETE]

Successful completion.

[GCS_S_BAD_SESSION_CONTEXT]

The session context supplied is not valid.

[GCS_S_BAD_SUBJECT_CC]

The cryptographic context `subject_cc` supplied is not valid.

[GCS_S_BAD_TPG]

The test pattern generator identifier supplied is not valid.

[GCS_S_FAILURE]

An implementation specific error or failure has occurred.

[GCS_S_AUTHORISATION_FAILURE]
An authorisation failure has occurred.

ERRORS

No other errors are defined.

NAME

`gcs_get_cc` — get fields from the cryptographic context

SYNOPSIS

```
OM_uint32 gcs_get_cc(
    OM_uint32                *minor_status,
    gcs_session_context_t    *session_context,
    OM_uint32                subject_container,
    OM_uint32                parameter_name,
    gcs_cc_t                 *subject_cc,
    OM_uint32                *parameter_integer_value,
    gcs_bit_string_t         parameter_bit_string_value
);
```

DESCRIPTION

This function uses the *subject_container* field to determine from which of the *cc_header*, *non_keyed_ac*, *keyed_ac* or *key_context* sets of data a value is to be retrieved. It gets the value of the cryptographic context field specified by the *parameter_name* and places the value in *parameter_integer_value* or *parameter_bit_string_value* as appropriate.

Calls to *gcs_get_cc* only get a single field of the crypto context *subject_cc* per call. Any algorithm specific parameters returned are defined by BER encoding as specified in the standard that defines the object ID. This function does not return the key value. If successful, the function returns [GCS_S_COMPLETE] or [GCS_S_COMPLETE_QCF].

The arguments for *gcs_get_cc*() are:

minor_status (out)

An implementation specific return status that provides additional information when [GCS_S_FAILURE] is returned by the function.

session_context (opaque,in)

The implementation specific parameter that defines the context of the current session between the caller and the CSF. The contents of this context are required to support uses such as continuous I&A and authorisation.

subject_container (in)

A field specifying the data structure to be queried. It may be either the *crypto context header*, the *non-keyed algorithm context*, the *keyed algorithm context*, or the *key context*.

parameter_name (in)

The name of the field in the context specified by *input_container* to get.

subject_cc (opaque,in/out)

The cryptographic context to be queried.

parameter_integer_value (out)

The integer value of *parameter_name* retrieved by the call. This parameter is set to NULL if a bit_string value is returned.

parameter_bit_string_value (out)

The bit_string value of *parameter_name* retrieved by the call. This parameter is set to NULL if an integer value is returned.

RETURN VALUE

The following GCS status codes shall be returned:

[GCS_S_COMPLETE]

Successful completion.

[GCS_S_COMPLETE_QCF]

Successful completion but quasi-compromise flag is set in key context of *subject_cc*.

[GCS_S_BAD_SESSION_CONTEXT]

The session context supplied is not valid.

[GCS_S_BAD_SUBJECT_CC]

The subject cc supplied is not valid.

[GCS_S_BAD_SUBJECT_CONTAINER]

The subject container supplied is not valid.

[GCS_S_BAD_PARAMETER]

The parameter name supplied is not valid.

[GCS_S_FAILURE]

An implementation specific error or failure has occurred.

[GCS_S_AUTHORISATION_FAILURE]

The caller does not possess the required GCS authority, or some other authorisation failure has occurred. For example, the caller has requested a modification to a field that the caller is not authorised to set.

ERRORS

No other errors are defined.

NAME

`gcs_get_key_validity` — get key validity information.

SYNOPSIS

```
OM_uint32 gcs_get_key_validity
    OM_uint32          *minor_status,
    gcs_session_context_t *session_context,
    gcs_cc_t           *subject_cc,
    OM_uint32          validity_format,
    OM_uint32          *activation_value,
    OM_uint32          *quiescent_value,
    OM_uint32          *deactivation_value
);
```

DESCRIPTION

This function returns the key validity values held within the key context of the *subject_cc*.

If successful, the function returns [GCS_S_COMPLETE] or [GCS_S_COMPLETE_QCF].

The arguments for `gcs_get_key_validity()` are:

minor_status (out)

An implementation specific return status that provides additional information when [GCS_S_FAILURE] is returned by the function.

session_context (opaque,in)

The implementation specific parameter that defines the context of the current session between the caller and the CSF. The contents of this context are required to support uses such as continuous I&A and authorisation.

subject_cc (opaque,in/out)

The cryptographic context supplied for which the key validity is required.

validity_format (in)

Specified whether the *quiescent_value* and the *deactivation_value* are set in terms of:

- GCS_C_TIME number of seconds from current time (an absolute time value may be converted to a relative time by subtracting current time from it), or
- GCS_C_COUNT of cryptographic functions called (overwrite existing values.)
- GCS_C_BYTES, number of bytes of data processed by cryptographic function calls.

For a populated CC RELATIVE_TIME is relative to the current CSF time. For a template CC RELATIVE_TIME is relative to the time of population with a key.

activation_value (out)

For a populated CC the number of seconds relative to current CSF time after which the key state is to be set to GCS_ACTIVE. For a template CC the number of seconds relative to the subsequent time of population of the CC after which the key state is to be set to GCS_ACTIVE. GCS_C_NOW and GCS_C_INFINITE may be specified. This parameter may only be input as a number of seconds.

quiescent_value (out)

The number of seconds, or the number of calls to cryptographic functions using *subject_cc*, or the number of bytes processed by calls using *subject_cc* after which the key state is to be set to GCS_QUIESCENT. GCS_C_NOW and GCS_C_INFINITE may be specified.

deactivation_value (out)

The number of seconds, or the number of calls to cryptographic functions using *subject_cc*,

or the number of bytes processed by calls using *subject_cc* after which the key state is to be set to GCS_DEACTIVATED. GCS_C_NOW and GCS_C_INFINITE may be specified.

RETURN VALUE

The following GCS status codes shall be returned:

[GCS_S_COMPLETE]

Successful completion.

[GCS_S_COMPLETE_QCF]

Successful completion but *subject_cc* has quasi compromised flag set in key context.

[GCS_S_BAD_SESSION_CONTEXT]

The session context supplied is not valid.

[GCS_S_BAD_SUBJECT_CC]

The cryptographic context supplied is not valid.

[GCS_S_FAILURE]

An implementation specific error or failure has occurred.

[GCS_S_AUTHORISATION_FAILURE]

An authorisation failure has occurred.

ERRORS

No other errors are defined.

NAME

`gcs_load_public_key` — load a clear public key or key part

SYNOPSIS

```
OM_uint32 gcs_load_public_key(
    OM_uint32                *minor_status,
    gcs_session_context_t    *session_context,
    gcs_cc_t                 *subject_cc,
    gcs_bit_string_t         input_key_part,
    OM_uint32                key_part_type
);
```

DESCRIPTION

The `gcs_load_public_key` function loads a clear public key, or key part, into `subject_cc`.

A separate call to `gcs_store_cc` needs to be made if the key is to be retained within the CSF. The caller must possess the `GCS_C_KEY_USAGE` GCS authority.

If successful, the function returns `[GCS_S_COMPLETE]`.

The arguments for `gcs_load_public_key()` are:

minor_status (out)

An implementation specific return status that provides additional information when `[GCS_S_FAILURE]` is returned by the function.

session_context (opaque,in)

The implementation specific parameter that defines the context of the current session between the caller and the CSF. The contents of this session context are required to support uses such as continuous I&A and authorisation.

subject_cc (opaque,in, out)

The template CC, or partially populated cryptographic context into which the key, or key part, is to be loaded. The `subject_cc` includes the split protocol type indicating which mechanism is to be used to combine key parts, if the key is loaded in parts. The function returns the cryptographic context with key value updated as appropriate.

input_key_part (in)

The key part.

key_part_type (in)

This may be defined as `GCS_FIRST`, `GCS_MIDDLE`, `GCS_LAST` or `GCS_ONLY`.

RETURN VALUE

The following GCS status codes shall be returned:

`[GCS_S_COMPLETE]`

Successful completion.

`[GCS_S_BAD_SESSION_CONTEXT]`

The session context supplied is not valid.

`[GCS_S_BAD_SUBJECT_CC]`

The cryptographic context `subject_cc` supplied is not valid.

`[GCS_S_BAD_PART]`

The key part specified is not valid.

`[GCS_S_INCORRECT_KEY_STATE]`

The key state in the cc supplied does not permit the requested action.

[GCS_S_FAILURE]

An implementation specific error or failure has occurred.

[GCS_S_AUTHORISATION_FAILURE]

The caller does not possess the required GCS authority or some other authorisation failure has occurred.

ERRORS

No other errors are defined.

NAME

`gcs_reduce_key_usage` — reduce usage of the cryptographic context

SYNOPSIS

```
OM_uint32 gcs_reduce_key_usage(  
    OM_uint32          *minor_status,  
    gcs_session_context_t *session_context,  
    OM_uint32          key_usage,  
    gcs_cc_t           *subject_cc  
);
```

DESCRIPTION

This function reduces the usage of the cryptographic context *subject_cc* supplied. The original *key_usage* bit mask can be retrieved from *subject_cc* by a call to *gcs_get_cc()* and then modified prior to being reinput to this function. The caller must possess the GCS_C_SELECTION GCS authority.

If successful, the function returns [GCS_S_COMPLETE].

The arguments for *gcs_reduce_key_usage()* are:

minor_status (out)

An implementation specific return status that provides additional information when [GCS_S_FAILURE] is returned by the function.

session_context (opaque,in)

The implementation specific parameter that defines the context of the current session between the caller and the CSF. The contents of this session context are required to support uses such as continuous I&A and authorisation.

key_usage (in)

The usage to which the key is put. It is used to modify the cryptographic context.

subject_cc (opaque,in/out)

The cryptographic context supplied. It is returned with a modified key usage.

RETURN VALUE

The following GCS status codes shall be returned:

[GCS_S_COMPLETE]

Successful completion.

[GCS_S_BAD_SESSION_CC]

The *session_context* supplied is not valid.

[GCS_S_BAD_SUBJECT_CONTEXT]

The cryptographic context supplied is not valid.

[GCS_S_FAILURE]

An implementation specific error or failure has occurred.

[GCS_S_BAD_KEY_USAGE]

The key usage supplied is not valid.

[GCS_S_AUTHORISATION_FAILURE]

An authorisation failure has occurred.

ERRORS

No other errors are defined.

NAME

`gcs_restore_cc` — transform an archive bit string to a cryptographic context

SYNOPSIS

```
OM_uint32 gcs_restore_cc(
    OM_uint32                *minor_status,
    gcs_session_context_t    *session_context,
    gcs_cc_t                 *archive_kek,
    gcs_bit_string_t         archive_string ,
    gcs_cc_t                 *restored_cc
);
```

DESCRIPTION

The `gcs_restore_cc` function transforms the input archive string, `archive_string`, decrypted from an archive format bit string to an operational format cryptographic context, `restored_cc`. The caller must possess the GCS_C_SELECTION or GCS_C_KEY_USAGE GCS authority, or the call will fail.

If successful, the function returns [GCS_S_COMPLETE].

The arguments for `gcs_restore_cc()` are:

`minor_status` (out)

An implementation specific return status that provides additional information when [GCS_S_FAILURE] is returned by the function.

`session_context` (opaque,in)

The implementation specific parameter that defines the context of the current session between the caller and the CSF. The contents of this session context are required to support uses such as continuous I&A and authorisation.

`archive_kek` (optional, opaque, in/out)

The CC that contains the key encryption key to be used to process the input bit string. If not defined, the CSF uses the default archive-kek.

`archive_string` (in)

The bit string in archive format to be restored using `archive_kek`.

`restored_cc` (opaque,out)

The cryptographic context represented by the input archive string is output in an operational format.

RETURN VALUE

The following GCS status codes shall be returned:

[GCS_S_COMPLETE]

Successful completion.

[GCS_S_COMPLETE_QCF]

Successful completion but `archive_kek` has quasi compromised flag set in key context.

[GCS_S_BAD_SESSION_CONTEXT]

The session context supplied is not valid.

[GCS_S_BAD_ARCHIVE_CC]

The archive key encryption key supplied is not valid.

[GCS_S_BAD_ARCHIVE_STRING]

The archive string supplied could not be used to restore a CC.

[GCS_S_FAILURE]

An implementation specific error or failure has occurred.

[GCS_S_AUTHORISATION_FAILURE]

The caller does not possess the required GCS authority or some other authorisation failure has occurred.

ERRORS

No other errors are defined.

NAME

`gcs_revoke_key` — change the key state to revoked

SYNOPSIS

```
OM_uint32 gcs_revoke_key(
    OM_uint32                *minor_status,
    gcs_session_context_t    *session_context,
    gcs_cc_t                 *subject_cc,
    gcs_buffer_t             reason
);
```

DESCRIPTION

This function changes the key state in the cryptographic context supplied to REVOKED for the *reason* for revocation supplied. It is used when a key is found to be compromised. The cryptographic context for which the key is revoked is disabled. After this call the time of revocation in the key context is set to the time of invocation of this function and the reason for revocation is set to the string given in *reason*. Note that the *reason* is restricted to a maximum length of 80 characters.

The caller must possess either or both of GCS_C_SELECTION or GCS_KEY_USAGE authorities. If successful, the function returns [GCS_S_COMPLETE].

The arguments for `gcs_revoke_key()` are:

minor_status (out)

An implementation specific return status that provides additional information when [GCS_S_FAILURE] is returned by the function.

session_context (opaque,in)

The implementation specific parameter that defines the context of the current session between the caller and the CSF. The contents of this session context are required to support uses such as continuous I&A and authorisation.

subject_cc (opaque,in, out)

The cryptographic context for which the key is to be revoked.

reason (in)

The reason why the key is to be revoked which is constrained to be less than 80 characters in length.

RETURN VALUE

The following GCS status codes shall be returned:

[GCS_S_COMPLETE]

Successful completion.

[GCS_S_BAD_SESSION_CONTEXT]

The session context supplied is not valid.

[GCS_S_BAD_SUBJECT_CC]

The cryptographic context reference `subject_cc` supplied does not refer to a valid cryptographic context.

[GCS_S_FAILURE]

An implementation specific error or failure has occurred.

[GCS_S_BAD_REASON]

The reason given for revocation is not valid.

[GCS_S_INCORRECT_KEY_STATE]

The key state is already revoked.

[GCS_S_AUTHORISATION_FAILURE]

The caller does not possess the required GCS authority or some other authorisation failure has occurred.

ERRORS

No other errors are defined.

NAME

`gcs_set_ac` — set fields in the algorithm context

SYNOPSIS

```
OM_uint32 gcs_set_ac(
    OM_uint32                *minor_status,
    gcs_session_context_t    *session_context,
    OM_uint32                parameter_name,
    OM_uint32                parameter_integer_value,
    gcs_bit_string_t         parameter_bit_string_value,
    gcs_ac_t                 *ac
);
```

DESCRIPTION

This function sets or overwrites the algorithm context field specified by the *parameter_name* to the value specified in *parameter_integer_value* or *parameter_bit_string_value*.

Algorithm specific parameters need to be defined by BER encoding as specified in the standard that defines the object ID.

Several calls to *gcs_set_ac* are required to set each field of the algorithm context. If successful, the function returns [GCS_S_COMPLETE].

The arguments for *gcs_set_ac*() are:

minor_status (out)

An implementation specific return status that provides additional information when [GCS_S_FAILURE] is returned by the function.

session_context (opaque,in)

An implementation specific parameter that defines the context of the current session between the caller and the CSF. The contents of this session context are required to support uses such as continuous I&A and authorisation.

parameter_name (in)

The name of the field in the algorithm context to set. All algorithm specific parameters must be supplied in a single call to *gcs_set_ac*(). These are interpreted in the context of the algorithm identity which must have been set by a previous call to *gcs_set_ac*().

parameter_integer_value (in)

The integer value to which the *parameter_name* is to be set. This parameter is set to NULL if a bit string value is to be set.

parameter_bit_string_value (in)

The bit-string to which the *parameter_name* is to be set. This parameter is set to NULL if an integer value is to be set.

ac (opaque,in/out)

The algorithm context to be populated.

RETURN VALUE

The following GCS status codes shall be returned:

[GCS_S_COMPLETE]

Successful completion.

[GCS_S_BAD_SESSION_CONTEXT]

The session context supplied is not valid.

[GCS_S_BAD_AC]

The algorithm context supplied is not valid.

[GCS_S_BAD_PARAMETER]

The parameter name supplied is not valid.

[GCS_S_BAD_PARAM_VALUE]

The parameter value supplied is not consistent with the parameter value supplied or with the existing contents of the algorithm context.

[GCS_S_FAILURE]

An implementation specific error or failure has occurred.

ERRORS

No other errors are defined.

NAME

gcs_set_cc — set fields in the cryptographic context

SYNOPSIS

```
OM_uint32 gcs_set_cc(
    OM_uint32                *minor_status,
    gcs_session_context_t    *session_context,
    OM_uint32                subject_container,
    OM_uint32                parameter_name,
    OM_uint32                parameter_integer_value,
    gcs_bit_string_t         parameter_bit_string_value,
    gcs_cc_t                 *subject_cc
);
```

DESCRIPTION

This function uses the *subject_container* field to determine which of the *cc_header*, *non_keyed_ac*, *keyed_ac* or *key_context* sets of data is to be modified. It sets the cryptographic context field specified by the *parameter_name* to the value specified in *parameter_integer_value* or *parameter_bit_string_value*.

Calls to *gcs_set_cc* only set a single field of the crypto context *subject_cc*. Algorithm specific parameters and key specific parameters need to be defined by BER encoding as specified in the standard that defines the object ID.

The caller must possess the GCS_C_KEY_USAGE GCS authority. If successful, the function returns [GCS_S_COMPLETE] or [GCS_S_COMPLETE_QCF].

The arguments for *gcs_set_cc*() are:

minor_status (out)

An implementation specific return status that provides additional information when [GCS_S_FAILURE] is returned by the function.

session_context (opaque,in)

The implementation specific parameter that defines the context of the current session between the caller and the CSF. The contents of this context are required to support uses such as continuous I&A and authorisation.

subject_container (in)

A field specifying the data structure to populate. It may be either the *crypto context header*, the *non-keyed algorithm context*, the *keyed algorithm context*, or the *key context*.

parameter_name (in)

The name of the field in the context specified by *input_container* to set.

parameter_integer_value (in)

The integer value to which the *parameter_name* is to be set. This parameter is set to NULL if a bit string value is to be set.

parameter_bit_string_value (in)

The bit_string to which the *parameter_name* is to be set. This parameter is set to NULL if an integer value is to be set.

subject_cc (opaque,in/out)

The cryptographic context to be modified.

RETURN VALUE

The following GCS status codes shall be returned:

[GCS_S_COMPLETE]

Successful completion.

[GCS_S_COMPLETE_QCF]

Successful completion but quasi-compromise flag is set in key context of *subject_cc*.

[GCS_S_BAD_SESSION_CONTEXT]

The session context supplied is not valid.

[GCS_S_BAD_SUBJECT_CC]

The subject cc supplied is not valid.

[GCS_S_BAD_SUBJECT_CONTAINER]

The subject container supplied is not valid.

[GCS_S_BAD_PARAMETER]

The parameter name supplied is not valid.

[GCS_S_BAD_PARAM_VALUE]

The parameter value supplied is not consistent with the parameter name supplied.

[GCS_S_FAILURE]

An implementation specific error or failure has occurred.

[GCS_S_AUTHORISATION_FAILURE]

The caller does not possess the required GCS authority or some other authorisation failure has occurred. For example, the caller has requested a modification to a field that the caller is not authorised to set.

ERRORS

No other errors are defined.

NAME

`gcs_set_kc` — set fields in the key context

SYNOPSIS

```
OM_uint32 gcs_set_kc(
    OM_uint32          *minor_status,
    gcs_session_context_t *session_context,
    OM_uint32          parameter_name,
    OM_uint32          parameter_integer_value,
    gcs_bit_string_t   parameter_bit_string_value,
    gcs_kc_t           *kc
);
```

DESCRIPTION

This function sets the key context field specified by the *parameter_name* to the value specified in *parameter_integer_value* or *parameter_bit_string_value*.

Calls to *gcs_set_kc* only set a single field of the key context per call. Key specific parameters need to be defined by BER encoding as specified in the standard that defines the algorithm.

If successful, the function returns [GCS_S_COMPLETE].

The arguments for *gcs_set_kc*() are:

minor_status (out)

An implementation specific return status that provides additional information when [GCS_S_FAILURE] is returned by the function.

session_context (opaque,in)

The implementation specific parameter that defines the context of the current session between the caller and the CSF. The contents of this context are required to support uses such as continuous I&A and authorisation.

parameter_name (in)

The name of the field in the key context to set. All key specific parameters must be supplied in a single call to *gcs_set_kc*() in a BER encoded format.

parameter_integer_value (in)

The integer value to which the *parameter_name* is to be set. If the parameter value required is a bit_string then this parameter is to be set to NULL.

parameter_bit_string_value (in)

The bit_string value to which the *parameter_name* is to be set. If the parameter value required is an integer_value then this parameter is to be set to NULL.

kc (in/out)

The key context to be populated.

RETURN VALUE

The following GCS status codes shall be returned:

[GCS_S_COMPLETE]

Successful completion.

[GCS_S_BAD_SESSION_CONTEXT]

The session context supplied is not valid.

[GCS_S_BAD_KC]

The key context supplied is not valid.

[GCS_S_BAD_PARAMETER]

The parameter name supplied is not valid.

[GCS_S_BAD_PARAM_VALUE]

The parameter value supplied is not consistent with the parameter value supplied.

[GCS_S_FAILURE]

An implementation specific error or failure has occurred.

ERRORS

No other errors are defined.

NAME

`gcs_set_key_validity` — set the key validity information.

SYNOPSIS

```
OM_uint32 gcs_set_key_validity
    OM_uint32          *minor_status,
    gcs_session_context_t *session_context,
    OM_uint32          validity_format,
    OM_uint32          activation_value,
    OM_uint32          quiescent_value,
    OM_uint32          deactivation_value,
    gcs_cc_t           *subject_cc
);
```

DESCRIPTION

The `gcs_set_key_validity()` function changes the key validity values held within the key context of the `subject_cc`. The caller requires the GCS_C_KEY_USAGE GCS authority.

This call may be used to modify the key validity policy of a locally referenced CC including reactivating a deactivated key, for example when restored from an archive for the purposes of verifying a signature on some historic information.

The key validity values of a stored CC are not modified unless the caller possesses an exclusive access lock to the CC and makes a subsequent call to `gcs_store_cc()` to update the stored CC and release the exclusive access lock.

If successful, the function returns [GCS_S_COMPLETE] or [GCS_S_COMPLETE_QCF].

The arguments for `gcs_set_key_validity()` are:

minor_status (out)

An implementation specific return status that provides additional information when [GCS_S_FAILURE] is returned by the function.

session_context (opaque,in)

The implementation specific parameter that defines the context of the current session between the caller and the CSF. The contents of this context are required to support uses such as continuous I&A and authorisation.

validity_format (in)

Specifies whether the *quiescent_value* and the *deactivation_value* supplied are in terms of:

- GCS_C_TIME number of seconds from current time (an absolute time value may be converted to a relative time by subtracting current time from it), or
- GCS_C_COUNT of cryptographic functions called (overwrite existing values.)
- GCS_C_BYTES, number of bytes of data processed by cryptographic function calls.

For a populated CC RELATIVE_TIME is relative to the current CSF time. For a template CC RELATIVE_TIME is relative to the time of population with a key.

activation_value (in)

For a populated CC the number of seconds relative to current CSF time after which the key state is to be set to GCS_ACTIVE. For a template CC the number of seconds relative to the subsequent time of population of the CC after which the key state is to be set to GCS_ACTIVE. GCS_C_NOW and GCS_C_INFINITE may be specified. This parameter may only be input as a number of seconds.

quiescent_value (in)

The number of seconds, or the number of calls to cryptographic functions using *subject_cc*, or the number of bytes processed by calls using *subject_cc* after which the key state is to be set to GCS_QUIESCENT. GCS_C_NOW and GCS_C_INFINITE may be specified.

deactivation_value (in)

The number of seconds, or the number of calls to cryptographic functions using *subject_cc*, or the number of bytes processed by calls using *subject_cc* after which the key state is to be set to GCS_DEACTIVATED. GCS_C_NOW and GCS_C_INFINITE may be specified.

subject_cc (opaque,in/out)

The cryptographic context supplied is returned with the key validity values changed as specified in *key_state*. If appropriate the key state will also have been changed if the new key validity values are inconsistent with the initial key state when the call is made.

RETURN VALUE

The following GCS status codes shall be returned:

[GCS_S_COMPLETE]

Successful completion.

[GCS_S_COMPLETE_QCF]

Successful completion but *subject_cc* has quasi compromised flag set in key context.

[GCS_S_BAD_SESSION_CONTEXT]

The session context supplied is not valid.

[GCS_S_BAD_PARAMETER]

The time offset or one or more validity periods is invalid, or both.

[GCS_S_BAD_SUBJECT_CC]

The cryptographic context supplied is not valid.

[GCS_S_FAILURE]

An implementation specific error or failure has occurred.

[GCS_S_AUTHORISATION_FAILURE]

The caller does not possess the required authority or some other authorisation failure has occurred.

ERRORS

No other errors are defined.

NAME

`gcs_verify_key_pattern` — verify the supplied key against a key test pattern string

SYNOPSIS

```
OM_uint32 gcs_verify_key_pattern(  
    OM_uint32                *minor_status,  
    gcs_session_context_t    *session_context,  
    gcs_buffer_t             test_string,  
    OM_uint32                *TPG_id,  
    gcs_cc_t                 *subject_cc  
);
```

DESCRIPTION

The `gcs_verify_key_pattern` function verifies a key contained within or referenced by `subject_CC` against the specified key test pattern, `test_string`. The caller must possess the GCS_C_SELECTION GCS authority.

If the key pattern is verified, the function returns [GCS_S_COMPLETE] or [GCS_S_COMPLETE_QCF].

The arguments for `gcs_verify_key_pattern()` are:

`minor_status` (out)

An implementation specific return status that provides additional information when [GCS_S_FAILURE] is returned by the function.

`session_context` (opaque,in)

The implementation specific parameter that defines the context of the current session between the caller and the CSF. The contents of this session context are required to support uses such as continuous I&A and authorisation.

`test_string` (in)

A character string containing the key pattern generated by a previous call to `gcs_generate_key_pattern`.

`TPG_id` (in)

The test pattern generator identifier to be used.

`subject_cc` (opaque,in/out)

The cryptographic context containing the key for which a key pattern is to be verified.

RETURN VALUE

The following GCS status codes shall be returned:

[GCS_S_COMPLETE]

Successful completion.

[GCS_S_COMPLETE_QCF]

Successful completion but `subject_cc` has quasi compromised flag set in key context.

[GCS_S_BAD_SESSION_CONTEXT]

The session context supplied is not valid.

[GCS_S_BAD_SUBJECT_CC]

The cryptographic context supplied is not valid.

[GCS_S_BAD_TPG]

The test pattern generator identifier supplied is not valid.

[GCS_S_NO_VERIFY]

The key pattern verification has failed.

[GCS_S_INCORRECT_KEY_STATE]

The key state in the CC supplied does not permit the requested action.

[GCS_S_FAILURE]

An implementation specific error or failure has occurred.

[GCS_S_AUTHORISATION_FAILURE]

The caller does not possess the required GCS authority or some other authorisation failure has occurred.

ERRORS

No other errors are defined.

Advanced CSF System Programming Interfaces (SPIs)

This chapter presents those functions that are restricted to use by Cryptographic Policy Enforcing callers.

NAME

`gcs_decipher_key` — decipher a key

SYNOPSIS

```
OM_uint32 gcs_decipher_key(
    OM_uint32          *minor_status,
    gcs_session_context_t *session_context,
    gcs_cc_t          *kek_cc,
    gcs_buffer_t      enciphered_key,
    gcs_buffer_t      IV,
    gcs_buffer_t      clear_key
);
```

DESCRIPTION

The `gcs_decipher_key` function is used to transform an enciphered key and key related data input as `enciphered_key` and output as `clear_key` using the algorithm and key specified by `kek_cc`. It is distinguished from `gcs_decipher_data` by constraints on the size of data that may be deciphered, or the speed at which it may be deciphered.

The `gcs_decipher_key` function is provided to support existing key distribution implementations. It is only needed if the caller cannot achieve key transport or key agreement using `gcs_export_key` and `gcs_import_key` or `gcs_export_key_agreement` and `gcs_import_key_agreement`.

Applications may need to prefix keys with confounders according to the appropriate protocol.

It is up to the caller to protect clear keys. The caller must possess the GCS_C_KEY_PROTECTION and the GCS_C_ENCIPHER_DECIPHER authorities.

If successful, the function returns [GCS_S_COMPLETE] or [GCS_S_COMPLETE_QCF].

The arguments for `gcs_decipher_key()` are:

`minor_status` (out)

An implementation specific return status that provides additional information when [GCS_S_FAILURE] is returned by the function.

`session_context` (opaque,in)

The implementation specific parameter that defines the context of the current session between the caller and the CSF. The content of this session context are required to support uses such as continuous I&A and authorisation.

`kek_cc` (opaque,in, out)

The cryptographic context containing the key encryption key algorithms and other key information needed to decipher the key.

`enciphered_key` (in)

The enciphered key to be deciphered.

`IV` (in)

The optional initialisation vector.

`clear_key` (out)

The key is deciphered and returned in clear form in `clear_key`.

RETURN VALUE

The following GCS status codes shall be returned:

[GCS_S_COMPLETE]

Successful completion.

[GCS_S_COMPLETE_QCF]

Successful completion but kek_cc has the quasi compromised flag set in its key context.

[GCS_S_BAD_SESSION_CONTEXT]

The session context supplied is not valid.

[GCS_S_BAD_KEK_CC]

The kek_cc cryptographic context supplied is not valid.

[GCS_S_FAILURE]

An implementation specific error or failure has occurred.

[GCS_S_AUTHORISATION_FAILURE]

The caller does not possess the required authority or some other authorisation failure has occurred.

ERRORS

No other errors are defined.

NAME

`gcs_derive_clear_key` — derive a secret key from the key string supplied

SYNOPSIS

```
OM_uint32 gcs_derive_clear_key(
    OM_uint32                *minor_status,
    gcs_session_context_t    *session_context,
    gcs_bit_string_t         key_string,
    gcs_cc_t                 *kgk_cc,
    gcs_cc_t                 *subject_cc
);
```

DESCRIPTION

The `gcs_derive_clear_key` function derives a secret key from `key_string`.

The algorithm, key size, key usage and other parameters associated with the cryptographic context are specified in `subject_cc`.

The derived key will be unprotected. If the context confidentiality flag is not set to "NO", the call will fail. The key is output within the key context part of `subject_cc`.

Note that the caller is responsible for the protection of clear keys.

The caller must possess the GCS_C_KEY_PROTECTION authority. If successful, the function returns [GCS_S_COMPLETE].

The arguments for `gcs_derive_clear_key()` are:

`minor_status` (out)

An implementation specific return status that provides additional information when [GCS_S_FAILURE] is returned by the function.

`session_context` (opaque,in)

The implementation specific parameter that defines the context of the current session between the caller and the CSF. The contents of this session context are required to support uses such as continuous I&A and authorisation.

`key_string` (in)

The key string used as the basis for deriving a secret key.

`kgk_cc` (optional, in, out)

When supplied this references the cryptographic context used to derive a key using the derivation mechanism specified in the algorithm context of `kgk_cc`.

`subject_cc` (opaque,in/out)

The `subject_cc` cryptographic context supplied is populated to include the secret key derived by `gcs_derive_clear_key` and returned.

RETURN VALUE

The following GCS status codes shall be returned:

[GCS_S_COMPLETE]

Successful completion.

[GCS_S_BAD_SESSION_CONTEXT]

The session context supplied is not valid.

[GCS_S_BAD_KGK_CC]

The key generating key cryptographic context supplied is not valid.

[GCS_S_BAD_SUBJECT_CC]

The cryptographic context subject_cc supplied is not valid.

[GCS_S_FAILURE]

An implementation specific error or failure has occurred.

[GCS_S_AUTHORISATION_FAILURE]

The caller does not possess the required authority or some other authorisation failure has occurred.

ERRORS

No other errors are defined.

NAME

`gcs_encipher_key` — encipher a key

SYNOPSIS

```
OM_uint32 gcs_encipher_key(
    OM_uint32                *minor_status,
    gcs_session_context_t    *session_context,
    gcs_cc_t                 *kek_cc,
    gcs_buffer_t             key_bit_string,
    gcs_buffer_t             IV,
    gcs_buffer_t             enciphered_key
);
```

DESCRIPTION

The `gcs_encipher_key` function is used to transform a clear key and key related data input in `key_bit_string` to an `enciphered_key` using the algorithm and key specified by `kek_cc`. It is distinguished from `gcs_encipher_data` by constraints on the size of data that may be enciphered, or the speed at which it may be enciphered.

The `gcs_encipher_key` function is provided to support existing key distribution implementations. It is only needed if the caller cannot invoke suitable key transport or key agreement services using `gcs_export_key` and `gcs_import_key` or `gcs_export_key_agreement` and `gcs_import_key_agreement`. That is to say, they are not supported export mechanisms of the CSF.

Applications may need to prefix keys with confounders according to the appropriate protocol. The caller must possess the `GCS_C_KEY_PROTECTION` and the `GCS_C_ENCIPHER_DECIPHER` authority.

If successful, the function returns `[GCS_S_COMPLETE]` or `[GCS_S_COMPLETE_QCF]`.

The arguments for `gcs_encipher_key()` are:

`minor_status` (out)

An implementation specific return status that provides additional information when `[GCS_S_FAILURE]` is returned by the function.

`session_context` (opaque,in)

The implementation specific parameter that defines the context of the current session between the caller and the CSF. The content of this session context are required to support uses such as continuous I&A and authorisation.

`kek_cc` (opaque,in, out)

The cryptographic context containing the key encryption key algorithms and other key information needed to encipher the key.

`key_bit_string` (in)

The clear key bit string to be enciphered.

`IV` (in)

The optional initialisation vector.

`enciphered_key` (out)

The enciphered key is returned.

RETURN VALUE

The following GCS status codes shall be returned:

[GCS_S_COMPLETE]

Successful completion.

[GCS_S_COMPLETE_QCF]

Successful completion but kek_cc has quasi compromised flag set in its key context.

[GCS_S_BAD_SESSION_CONTEXT]

The session context supplied is not valid.

[GCS_S_BAD_KEK_CC]

The kek_cc cryptographic context supplied is not valid.

[GCS_S_FAILURE]

An implementation specific error or failure has occurred.

[GCS_S_AUTHORISATION_FAILURE]

The caller does not possess the required authority or some other authorisation failure has occurred.

ERRORS

No other errors are defined.

NAME

`gcs_generate_clear_key` — generate a secret key or a public and private key pair in the clear

SYNOPSIS

```
OM_uint32 gcs_generate_clear_key(  
    OM_uint32                *minor_status,  
    gcs_session_context_t    *session_context,  
    gcs_cc_t                 *subject_cc  
);
```

DESCRIPTION

The `gcs_generate_clear_key` function generates a secret key or public and private key pair in the clear and outputs them in `subject_cc`. The algorithm, key size, key usage, and other associated parameters are specified by the input `subject_cc`.

Note that the caller is responsible for the protection of clear keys.

The call will fail if the context confidentiality flag in the `subject_cc` is not set to "NO". The caller must possess the GCS_C_KEY_PROTECTION authority.

If successful, the function returns [GCS_S_COMPLETE].

The arguments for `gcs_generate_clear_key()` are:

minor_status (out)

An implementation specific return status that provides additional information when [GCS_S_FAILURE] is returned by the function.

session_context (opaque,in)

The implementation specific parameter that defines the context of the current session between the caller and the CSF. The contents of this session context are required to support uses such as continuous I&A and authorisation.

subject_cc (opaque,in/out)

The cryptographic context defining algorithm, key size, and key usage. The cryptographic context is returned populated with the clear key.

RETURN VALUE

The following GCS status codes shall be returned:

[GCS_S_COMPLETE]

Successful completion.

[GCS_S_BAD_SESSION_CONTEXT]

The session context supplied is not valid.

[GCS_S_BAD_SUBJECT_CC]

The `subject_cc` cryptographic context supplied is not valid.

[GCS_S_RNG_NOT_INITIALISED]

The CSF random number generator has not been initialised.

[GCS_S_FAILURE]

An implementation specific error or failure has occurred.

[GCS_S_AUTHORISATION_FAILURE]

The caller does not possess the required authority or some other authorisation failure has occurred.

ERRORS

No other errors are defined.

NAME

`gcs_load_key` — load a clear key or key part

SYNOPSIS

```
OM_uint32 gcs_load_key(
    OM_uint32                *minor_status,
    gcs_session_context_t    *session_context,
    gcs_cc_t                 *subject_cc,
    gcs_bit_string_t         input_key_part,
    OM_uint32                key_part_type
);
```

DESCRIPTION

The `gcs_load_key` function loads a clear key, or key part, into `subject_cc`.

A separate call to `gcs_store_cc` needs to be made if the key is to be retained within the CSF. The caller must possess the `GCS_C_KEY_PROTECTION` authority.

If successful, the function returns `[GCS_S_COMPLETE]`.

The arguments for `gcs_load_public_key()` are:

`minor_status` (out)

An implementation specific return status that provides additional information when `[GCS_S_FAILURE]` is returned by the function.

`session_context` (opaque,in)

The implementation specific parameter that defines the context of the current session between the caller and the CSF. The contents of this session context are required to support uses such as continuous I&A and authorisation.

`subject_cc` (opaque,in, out)

The unpopulated, or partially populated cryptographic context into which the key, or key part, is to be loaded. The function returns the cryptographic context with key value updated as appropriate.

`input_key_part` (in)

The key part.

`key_part_type` (in)

This may be defined as `GCS_FIRST`, `GCS_MIDDLE`, `GCS_LAST` or `GCS_ONLY`.

RETURN VALUE

The following GCS status codes shall be returned:

`[GCS_S_COMPLETE]`

Successful completion.

`[GCS_S_BAD_SESSION_CONTEXT]`

The session context supplied is not valid.

`[GCS_S_BAD_SUBJECT_CC]`

The cryptographic context `subject_cc` supplied is not valid.

`[GCS_S_BAD_PART]`

The key part specified is not valid.

`[GCS_S_INCORRECT_KEY_STATE]`

The key state in the cc supplied does not permit the requested action.

[GCS_S_FAILURE]

An implementation specific error or failure has occurred.

[GCS_S_AUTHORISATION_FAILURE]

The caller does not possess the required authority or some other authorisation failure has occurred.

ERRORS

No other errors are defined.

NAME

`gcs_split_clear_key` — split a clear key into several parts

SYNOPSIS

```
OM_uint32 gcs_split_key(
    OM_uint32          *minor_status,
    gcs_session_context_t *session_context,
    gcs_cc_t          *subject_cc,
    OM_uint32          n,
    OM_uint32          k,
    OM_uint32          split_protocol_type,
    gcs_bit_string_set_t output_key
);
```

DESCRIPTION

The `gcs_split_clear_key` function splits the input key contained in `subject_cc` into a number of parts specified in `n` and returns the split key in `output_key`. The maximum number of parts needed to reconstitute the key, `k`, and the maximum number of parts, `n`, are defined by the implementation. $n \geq k$.

Note that the caller is responsible for the protection of the key parts. The caller must possess the `GCS_C_KEY_PROTECTION` authority

If successful, the function returns `[GCS_S_COMPLETE]` or `[GCS_S_COMPLETE_QCF]`.

The arguments for `gcs_split_clear_key()` are:

minor_status (out)

An implementation specific return status that provides additional information when `[GCS_S_FAILURE]` is returned by the function.

session_context (opaque,in)

The implementation specific parameter that defines the context of the current session between the caller and the CSF. The contents of this session context are required to support uses such as continuous I&A and authorisation.

subject_cc (opaque,in)

The cryptographic context containing the key to be split.

n (in)

The number of parts into which the key is to be split. The implementation defines the maximum size of `n`.

k (in)

The number of parts needed to reconstitute the key. This is defined by the implementation, where $n \geq k$.

split_protocol_type (in)

The split protocol type. For example `GCS_C_XOR` and `GCS_C_SHAMIR`.

output_key (out)

The key output as a set of `n` strings.

RETURN VALUE

The following GCS status codes shall be returned:

[GCS_S_COMPLETE]

Successful completion.

[GCS_S_COMPLETE_QCF]

Successful completion but subject_cc has the quasi compromised flag set in the key context.

[GCS_S_BAD_SESSION_CONTEXT]

The session context supplied is not valid.

[GCS_S_BAD_SUBJECT_CC]

The cryptographic context subject_cc supplied is not valid.

[GCS_S_BAD_SIZE]

The number of parts specified exceeds the implementation defined maximum.

[GCS_S_BAD_PROTOCOL]

The split protocol specified is not valid.

[GCS_S_INCORRECT_KEY_STATE]

The key state in the cc supplied does not permit the requested action.

[GCS_S_FAILURE]

An implementation specific error or failure has occurred.

[GCS_S_AUTHORISATION_FAILURE]

The caller does not possess the required authority or some other authorisation failure has occurred.

ERRORS

No other errors are defined.

Conformance Statement

12.1 GCS-API (Base) Conformance

This section defines conformance criteria for implementations of the GCS-API, and also mechanism-independent use of the GCS-API by applications.

The following GCS-API implementation conformance levels are defined:

- Basic GCS-API Minimal Implementation Conformance

All Basic GCS-API functions but excluding user data encipherment functions.

A minimally conforming implementation that supports multiple principals or separation of CCs shall provide support for an administrator to configure default behaviour to limit access to populated CCs to the principal or group of principals on whose behalf the CC has been populated.

- Basic GCS-API Restricted User Data Encipherment Option.

User data encipherment is supported but using restricted strength algorithms.

- Basic GCS-API Unrestricted User Data Encipherment Option.

User data encipherment is supported using full strength algorithms.

- Advanced GCS-API Option

This includes the Advanced GCS-API functions excluding key test pattern and clear key management functions.

- Advanced GCS-API Key Test Pattern Option

Support for key test pattern generation and verification is optional.

- Advanced GCS-API Clear Key Management Option

This provides additional support for CSF management applications.

An implementation is required to specify identities of supported algorithms and export mechanisms. This should include the identity of standards (if any) in which they are defined. If these are proprietary and not otherwise defined in a referencable document, then the algorithm specific parameters and export mechanism protocols must be defined.

12.1.1 GCS-API (Base) Minimal Implementation

All conforming GCS-API (Base) implementations **shall** support the following interfaces:

gcs_delete_key	gcs_derive_key
gcs_export_key	gcs_generate_check_value
gcs_generate_hash	gcs_generate_key
gcs-generate_random_number	gcs_get_csf_params
gcs_import_key	gcs_initialise_session
gcs_key_agreement	gcs_list_cc
gcs_release_buffer	gcs_remove_cc
gcs_retrieve_cc	gcs_store_cc
gcs_terminate_session	gcs_verify_checkvalue
gcs_release_bit_string	

12.1.2 GCS-API (Base) Restricted User Data Encipherment Option

All conforming implementations that support the Restricted User Data Encipherment Option **shall** additionally support:

gcs_decipher_data	gcs_decipher_verify
gcs_encipher_data	gcs_protect_data

The conformance statement for an implementation shall state the restrictions to which these functions are subject within an implementation.

12.1.3 GCS-API (Base) Unrestricted User Data Encipherment Option

All conforming implementations that support the Unrestricted User Data Encipherment Option **shall** support:

gcs_decipher_data	gcs_decipher_verify
gcs_encipher_data	gcs_protect_data

These interfaces shall be unencumbered by any restrictions.

12.1.4 GCS-API (Base) Advanced Service Option

All conforming implementations that support the Advanced Service Option **shall** support the following interfaces:

gcs_advance_key_state	gcs_archive_cc
gcs_clone_cc	gcs_combine_key
gcs_create_ac	gcs_create_cc
gcs_create_kc	gcs_delete_ac
gcs_delete_kc	gcs_get_cc
gcs_get_key_validity	gcs_load_public_key
gcs_reduce_key_usage	gcs_restore_cc
gcs_revoke_key	gcs_set_ac
gcs_set_cc	gcs_set_kc
gcs_set_key_validity	

12.1.5 GCS-API (Base) Key Test Pattern Option

All conforming implementations that support the Test Pattern Option **shall** support:

gcs_generate_key_pattern gcs_verify_key_pattern

12.1.6 GCS-API (Base) Clear key Management Option

All conforming implementations that support the Clear Key Management Option **shall** support:

gcs_decipher_key gcs_derive_clear_key
gcs_encipher_key gcs_generate_clear_key
gcs_load_key gcs_split_clear_key

CSF Implementation Considerations

A.1 Legislative Constraints

Chapter 5 has introduced the concept of legislative constraints on the export or use of products containing cryptographic functions. This appendix describes some of the implementation implications of complying with such legislation.

Figure A-1 illustrates alternative placements for the legislative enforcing functions.

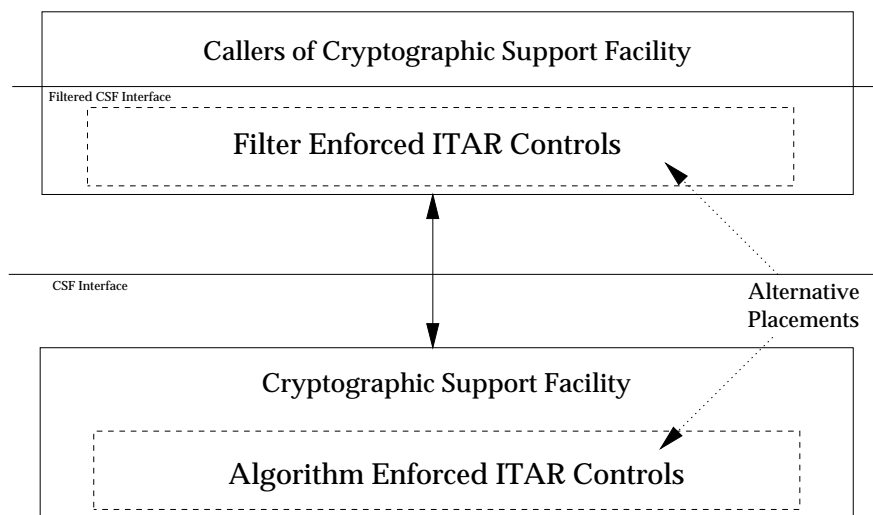


Figure A-1 Legislative Controls within Cryptographic Support Facility

Legislative enforcing functions may be incorporated in the CSF or within callers of the CSF. If implemented within the CSF, the CSF need not provide the restricted services to callers at all, or it may impose limits on their use. If implemented within the caller of the CSF services, the CSF provides all cryptographic services to its callers, which are then trusted only to utilise the restricted services in an authorised manner. A combination of these alternatives may be deployed, dependent upon one of the following:

- a run-time determination of the caller's authorisation to use the restricted services
- a build-time constraint by restricting the availability of the libraries providing the interfaces to the restricted CSF services to developers of trusted applications.

Some consequences of these requirements are that:

- Conformance to a CSF specification must be compatible with achieving conformance to known domestic and export controls, although different CSF interface profiles may apply for different regulatory environments. For example, a confidentiality service could be an optional service that would not be supported by some conforming implementations.

- The operational CSF services identified in the document are split into:
 - general cryptographic services
 - protected key management services
 - clear key management services
- CSF management services are not within the scope of the document.
- For those CSF services identified to be legislative sensitive it should be possible to achieve compliance with export or usage rules through internal CSF controls (for example, by binding usage controls into algorithms), or through controls at the CSF interface layer (for example, a *legislative filter* as shown in Figure A-1 on page 177).
- Depending on the policy enforced, the CSF might require its callers to have been authenticated before they can access its services. A cryptographic product can therefore include authentication and authorisation services, as well as the management and operational cryptographic services.
- Once deposited beneath the CSF API, keys should never be referenced in the clear by unauthorised callers. Above the CSF interface operational keys are protected by enciphering with the CSF Master-Key. Authorised callers are trusted key distribution services that require to combine an operational key in the clear with other related information to create a mechanism-specific token. Also note that subversion of CSF access controls is more important for services related to key management than those related to applications.

A.2 Technical Constraints

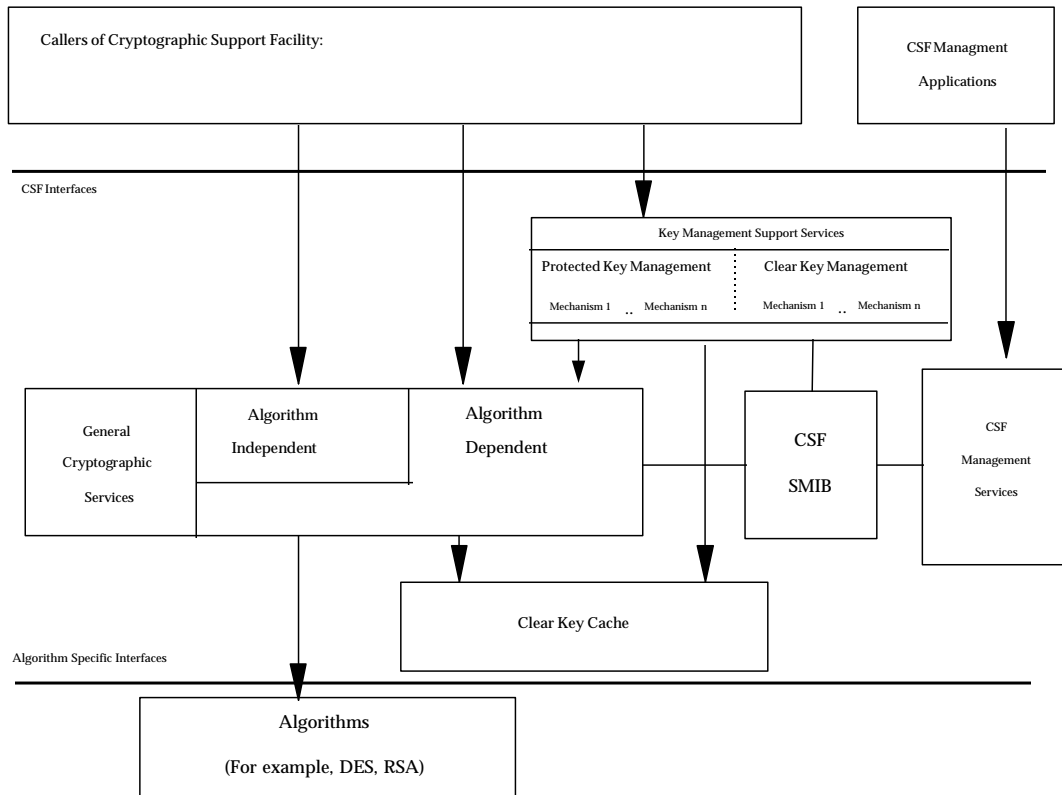


Figure A-2 Cryptographic Support Facility

A logical structuring of a CSF is illustrated in Figure A-2. The CSF is implemented over interfaces to different algorithms and different implementations of those algorithms.

As cryptographic interfaces are often implemented in hardware, the CSF interfaces and constructs should not require implementations to maintain internal state information across API invocations.

The CSF services could be achieved by means of stateless transactions in which state information is provided as parameters (either by value or by reference) of the current API invocation, and not based on information retained from previous API invocations.

The CSF SMIB may be implemented within the unit that implements the CSF or may be implemented externally to the unit provided it is suitably protected.

In the case when a CSF supports the concurrent retrieval of a populated CC, stored by the CSF, for concurrent use by multiple callers then the usage statistics must be accumulated over all uses of the key within the stored CC. This may result in the triggering of a key state change arising from one callers use of the CC that results in a subsequent failure of a call by another caller using

a copy of the same stored CC.

A.3 Threat Model

A.3.1 Types of threats

1. Outsider/Insider

Is the adversary an outsider or is the adversary a valid user of the system in some way. Thwarting insider threats is more difficult than thwarting outsider threats. Some outsider threats are passive, such as a wiretap monitoring the data, while others are active, such as use of a LAN sniffer to attempt to interject or modify data. In general insiders are assumed to have all the capabilities of outsiders and in addition insiders may attempt to manipulate an interface, such as a user interface, an application programming interface (API), a system programming interface (SPI), or a microcode or hardware interface.

2. Compute Power/Storage Capability

The capability of the adversary to do large amounts of computation and/or store large amounts of data is usually translated into monetary terms, with a trend of decreasing cost of computation and storage. For example, total key exhaustion of a 56-bit DES key requires 2 or 3 blocks of known plaintext/ciphertext pairs and the ability to test 2^{56} keys (over 72 quadrillion trials).

3. Read/Write/Modify/Delay/Replay/Insert/Delete Data

- Must the data remain a secret?
If yes, the data must be scrambled when potentially exposed. The sender enciphers the data and the receiver deciphers it.
- Must the information remain authentic, that is, as the sender sent it?
If yes, data must have an integrity checksum when potentially exposed. The sender calculates the checksum and the receiver verifies it.
- **Must the receiver be able to detect stale (non-current) data?**
If yes, a time variant parameter containing one or more of the following must be used:
 1. Timestamp appended by sender and verified by receiver. This implies synchronised clocks exist on the sender and receiver.
 2. Unpredictable nonce generated by receiver and sent to sender, then appended to message by sender and verified by receiver.
- **Must the receiver be able to detect when data has been duplicated, inserted, or deleted?**
If yes, a time variant parameter containing one or more of the following must be used:
 1. Monotonically increasing sequence number appended by sender and verified by receiver.
 2. 2) Unpredictable nonce generated by receiver and sent to sender, then appended to message by sender and verified by receiver.
- **Recover key from Ciphertext Only/Known Plaintext/Chosen Plaintext**
The assumptions regarding what an adversary knows regarding enciphered messages. If the adversary only knows the ciphertext on the link, this is called a ciphertext only attack and is the hardest to perform. If the adversary knows some plaintext and matching ciphertext, this is called a known plaintext attack and this knowledge can often be used to develop an improved attack.

Historical experience shows that systems should be designed to resist known plaintext attacks to recover the key. If the adversary can determine the ciphertext for arbitrary

plaintext, this is known as a chosen plaintext attack. This is one of the most powerful assumptions to make regarding the capabilities of an adversary and is often not a realistic threat. However, it is very desirable design a system to resist a chosen plaintext attack to recover the key, if possible.

- **Recover plaintext using a dictionary**

If known plaintext exists, a dictionary matching the plaintext to the ciphertext may be built, which may allow recovery of all or part of an enciphered message, without necessarily recovering the key. This includes the possibility of an outsider building a dictionary for a personal key or an insider for a system key.

- **Requirements on cryptographic keys**

It is important to remember that the requirements for cryptographic keys are varied. A secret symmetric key or a private asymmetric key must have its secret values remain secret, its key values maintained with integrity, and the system must allow usage of the key only to an authorised entity. To support the non-repudiation of digitally signed messages, it must be possible for an authorised caller to use a private asymmetric key but it must not be possible for the caller to determine the value of the key, otherwise the caller could disclose the value to another party and then claim that the other party digitally signed the message.

A public asymmetric key has no values that must remain secret but its key values must be maintained with integrity and information regarding the owner of the associated private asymmetric key must be coupled to the key, for example, by a certificate.

- **Random number generator/key generator**

A pseudorandom number generator (PRNG) is often used to generate symmetric keys and used for input to the generation of asymmetric keys. The quality of the PRNG must be such that an adversary cannot succeed in breaking the PRNG with less cost than to break a key.

- **Physical security**

One goal is to deny access to an adversary any area where data is in its "raw" unprocessed form. This can be as simple as locking a door or as extreme as rendering a device unusable on detection of tampering, as is specified in FIPS 140-1.

One way to measure appropriate physical security is to consider the value of what is being protected, as measures appropriate for small value data will likely be inappropriate for large value data.

- **Standard security methods** Access controls on cryptographic services and keys and well as audit of usage of same with alerts for suspicious activity are appropriate.

Example Template CCs

This appendix presents a set of example Template CCs for a number of common algorithms and uses and example sets of Template CCs that may be assembled as a means of packaging cryptographic algorithms.

B.1 Example Sets of Template CCs

B.1.1 FULL RSA

Functionality	Template CC
Encryption	RSA-RC2-CBC RSA-RC4
Signature	RSA-SIGN-SHA-1 RSA-VERIFY-SHA-1 RSA-SIGN-MD5 RSA-VERIFY-MD5
Hash	MD5-HASH SHA-1-HASH
Key Exchange	RSA-EXPORT RSA-IMPORT

B.1.2 SIGNATURE RSA

Functionality	Template CC
Signature	RSA-SIGN-SHA-1 RSA-VERIFY-SHA-1 RSA-SIGN-MD5 RSA-VERIFY-MD5
Hash	MD5-HASH SHA-1-HASH
Key Exchange	RSA-EXPORT RSA-IMPORT

B.1.3 FORTEZZA

Functionality	Template CC
Encryption	SKIPJACK
Signature	DSS-SIGN DSS-VERIFY
Hash	SHA-1-HASH
Key Exchange	KEA-EXPORT KSA-IMPORT

B.1.4 DSS

Functionality	Template CC
Signature	DSS-SIGN DSD-VERIFY
Hash	SHA-1-HASH

B.1.5 MS-MAIL

Functionality	Template CC
Encryption	CAST
Signature	RSA-SIGN-MD5 RSA-VERIFY-MD5
Hash	MD5-HASH
Key Exchange	RSA-EXPORT RSA-IMPORT

B.1.6 Default SSL

Functionality	Template CC
Encryption	DES-CBC
Signature	RSA-SIGN-SHA-1 RSA-VERIFY-SHA-1
Hash	SHA-1-HASH
Key Exchange	RSA-EXPORT RSA-IMPORT

B.2 Example Template CCs

B.2.1 DES-CBC

Field	:	Value
CC_Header		
Context_Type	:	Keyed
Context_Confidentiality_Flag	:	Yes
Keyed_Algorithm_Context		
Algorithm_ID	:	GCS_A_DES
Mode_of_operation	:	GCS_M_CBC
Short_Block_Policy	:	X9.23
Algorithm_Specific_Parameters	:	Key length
	:	Feedback Length
	:	IV Parameter Length
Key_Context		
Key_Usage	:	GCS_C_ENCIPHER_DATA
	:	GCS_C_DECIPHER_DATA
Permitted_Export_Mechanisms	:	Site and purpose specific values
Key_State	:	-
Time_of_Revocation	:	-
Reason_for_Revocation	:	-
Key_Flag	:	-
Split_Protocol_Type	:	-
Key_Part_Number	:	-
Number_Key_Parts	:	-
Key_Validity	:	Site Specific Values
Initialisation_Vector (IV)	:	-
Key_Specific_Parameters	:	-
Key_Value	:	-

B.2.2 RSA-RC2-CBC

Field	:	Value
CC_Header		
Context_Type	:	KEYED
Context_Confidentiality_Flag	:	YES
Keyed_Algorithm_Context		
Algorithm_ID	:	RSA-RC2
Mode_of_operation	:	
Short_Block_Policy	:	GCS_SBP_PKCS#1
Algorithm_Specific_Parameters	:	Feedback length
	:	Block length
Key_Context		
Key_Usage	:	GCS_C_ENCIPHER_DATA
	:	GCS_C_DECIPHER_DATA
Permitted_Export_Mechanisms	:	Site and purpose specific values
Key_State	:	-
Time_of_Revocation	:	-
Reason_for_Revocation	:	-
Key_Flag	:	-
Split_Protocol_Type	:	-
Key_Part_Number	:	-
Number_Key_Parts	:	-
Key_Validity	:	Site Specific Values
Initialisation_Vector (IV)	:	-
Key_Specific_Parameters	:	-
Key_Value	:	-

B.2.3 RSA-RC4

Field	:	Value
CC_Header		
Context_Type	:	KEYED
Context_Confidentiality_Flag	:	YES
Keyed_Algorithm_Context		
Algorithm_ID	:	RSA-RC4
Mode_of_operation	:	GCS_M_NONE
Short_Block_Policy	:	PKCS#1
Algorithm_Specific_Parameters	:	Feedback length
	:	Block length
Key_Context		
Key_Usage	:	GCS_C_ENCIPHER_DATA
	:	GCS_C_DECIPHER_DATA
Permitted_Export_Mechanisms	:	Site and purpose specific values
Key_State	:	-
Time_of_Revocation	:	-
Reason_for_Revocation	:	-
Key_Flag	:	-
Split_Protocol_Type	:	-
Key_Part_Number	:	-
Number_Key_Parts	:	-
Key_Validity	:	Site Specific Values
Initialisation_Vector (IV)	:	-
Key_Specific_Parameters	:	-
Key_Value	:	-

B.2.4 SKIPJACK

Field	:	Value
CC_Header		
Context_Type	:	KEYED
Context_Confidentiality_Flag	:	YES
Keyed_Algorithm_Context		
Algorithm_ID	:	SKIPJACK
Mode_of_operation	:	GCS_M_CBC
Short_Block_Policy	:	SKIPJACK
Algorithm_Specific_Parameters	:	Key Length
	:	Feedback Length
	:	IV Length
Key_Context		
Key_Usage	:	GCS_C_ENCIPHER_DATA
	:	GCS_C_DECIPHER_DATA
Permitted_Export_Mechanisms	:	GCS_FORTEZZA_KEA
Key_State	:	-
Time_of_Revocation	:	-
Reason_for_Revocation	:	-
Key_Flag	:	-
Split_Protocol_Type	:	-
Key_Part_Number	:	-
Number_Key_Parts	:	-
Key_Validity	:	Site Specific Values
Initialisation_Vector (IV)	:	-
Key_Specific_Parameters	:	-
Key_Value	:	-

B.2.5 CAST

Field	:	Value
CC_Header		
Context_Type	:	KEYED
Context_Confidentiality_Flag	:	YES
Keyed_Algorithm_Context		
Algorithm_ID	:	CAST
Mode_of_operation	:	GCS_M_CBC
Short_Block_Policy	:	
Algorithm_Specific_Parameters	:	Key Length
	:	Feedback Length
	:	IV Length
Key_Context		
Key_Usage	:	GCS_C_ENCIPHER_DATA
	:	GCS_C_DECIPHER_DATA
Permitted_Export_Mechanisms	:	Site and purpose specific values
Key_State	:	-
Time_of_Revocation	:	-
Reason_for_Revocation	:	-
Key_Flag	:	-
Split_Protocol_Type	:	-
Key_Part_Number	:	-
Number_Key_Parts	:	-
Key_Validity	:	Site Specific Values
Initialisation_Vector (IV)	:	-
Key_Specific_Parameters	:	-
Key_Value	:	-

B.2.6 RSA-SIGN-SHA-1

Field	:	Value
CC_Header		
Context_Type	:	BOTH
Context_Confidentiality_Flag	:	YES
Keyed_Algorithm_Context		
Algorithm_ID	:	RSA
Mode_of_operation	:	-
Short_Block_Policy	:	PKCS#1-Format1
Algorithm_Specific_Parameters	:	Modulus Size
	:	Exponent Value
Non_Keyed_Algorithm_Context		
Algorithm_ID	:	SHA-1
Mode_of_Operation	:	-
Short_Block_Policy	:	-
Algorithm_Specific_Parameters	:	-
Key_Context		
Key_Usage	:	GCS_C_GENERATE_CV
Permitted_Export_Mechanisms	:	GCS_NO_EXPORT
Key_State	:	-
Time_of_Revocation	:	-
Reason_for_Revocation	:	-
Key_Flag	:	-
Split_Protocol_Type	:	-
Key_Part_Number	:	-
Number_Key_Parts	:	-
Key_Validity	:	Site Specific Values
Initialisation_Vector (IV)	:	-
Key_Specific_Parameters	:	-
Key_Value	:	-

B.2.7 RSA-VERIFY-SHA-1

Field	:	Value
CC_Header		
Context_Type	:	BOTH
Context_Confidentiality_Flag	:	YES
Keyed_Algorithm_Context		
Algorithm_ID	:	RSA
Mode_of_operation	:	-
Short_Block_Policy	:	PKCS#1-Format1
Algorithm_Specific_Parameters	:	Modulus size
	:	Exponent value
Non_Keyed_Algorithm_Context		
Algorithm_ID	:	SHA-1
Mode_of_Operation	:	-
Short_Block_Policy	:	-
Algorithm_Specific_Parameters	:	-
Key_Context		
Key_Usage	:	GCS_C_VERIFY_CV
Permitted_Export_Mechanisms	:	GCS_NO_EXPORT
Key_State	:	-
Time_of_Revocation	:	-
Reason_for_Revocation	:	-
Key_Flag	:	-
Split_Protocol_Type	:	-
Key_Part_Number	:	-
Number_Key_Parts	:	-
Key_Validity	:	Site Specific Values
Initialisation_Vector (IV)	:	-
Key_Specific_Parameters	:	-
Key_Value	:	-

B.2.8 RSA-SIGN-MD5

Field	:	Value
CC_Header		
Context_Type	:	BOTH
Context_Confidentiality_Flag	:	YES
Keyed_Algorithm_Context		
Algorithm_ID	:	RSA
Mode_of_operation	:	-
Short_Block_Policy	:	PKCS#1-Format1
Algorithm_Specific_Parameters	:	Modulus size
	:	Exponent value
Non_Keyed_Algorithm_Context		
Algorithm_ID	:	MD5
Mode_of_Operation	:	-
Short_Block_Policy	:	-
Algorithm_Specific_Parameters	:	-
Key_Context		
Key_Usage	:	GCS_C_GENERATE_CV
Permitted_Export_Mechanisms	:	GCS_NO_EXPORT
Key_State	:	-
Time_of_Revocation	:	-
Reason_for_Revocation	:	-
Key_Flag	:	-
Split_Protocol_Type	:	-
Key_Part_Number	:	-
Number_Key_Parts	:	-
Key_Validity	:	Site Specific Values
Initialisation_Vector (IV)	:	-
Key_Specific_Parameters	:	-
Key_Value	:	-

B.2.9 RSA-VERIFY-MD5

Field	:	Value
CC_Header		
Context_Type	:	BOTH
Context_Confidentiality_Flag	:	YES
Keyed_Algorithm_Context		
Algorithm_ID	:	RSA
Mode_of_operation	:	-
Short_Block_Policy	:	PKCS#1-Format1
Algorithm_Specific_Parameters	:	Modulus size
	:	Exponent value
Non_Keyed_Algorithm_Context		
Algorithm_ID	:	MD5
Mode_of_Operation	:	-
Short_Block_Policy	:	-
Algorithm_Specific_Parameters	:	-
Key_Context		
Key_Usage	:	GCS_C_VERIFY_CV
Permitted_Export_Mechanisms	:	GCS_NO_EXPORT
Key_State	:	-
Time_of_Revocation	:	-
Reason_for_Revocation	:	-
Key_Flag	:	-
Split_Protocol_Type	:	-
Key_Part_Number	:	-
Number_Key_Parts	:	-
Key_Validity	:	Site Specific Values
Initialisation_Vector (IV)	:	-
Key_Specific_Parameters	:	-
Key_Value	:	-

B.2.10 RSA-EXPORT

Field	:	Value
CC_Header		
Context_Type	:	KEYED
Context_Confidentiality_Flag	:	YES
Keyed_Algorithm_Context		
Algorithm_ID	:	RSA
Mode_of_operation	:	-
Short_Block_Policy	:	PKCS#1-Format1
Algorithm_Specific_Parameters	:	Modulus size
	:	Exponent value
Key_Context		
Key_Usage	:	GCS_C_EXPORT_KEY
Permitted_Export_Mechanisms	:	GCS_NO_EXPORT
Key_State	:	-
Time_of_Revocation	:	-
Reason_for_Revocation	:	-
Key_Flag	:	-
Split_Protocol_Type	:	-
Key_Part_Number	:	-
Number_Key_Parts	:	-
Key_Validity	:	Site Specific Values
Initialisation_Vector (IV)	:	-
Key_Specific_Parameters	:	-
Key_Value	:	-

B.2.11 RSA-IMPORT

Field	:	Value
CC_Header		
Context_Type	:	KEYED
Context_Confidentiality_Flag	:	YES
Keyed_Algorithm_Context		
Algorithm_ID	:	RSA
Mode_of_operation	:	-
Short_Block_Policy	:	PKCS#1-Format1
Algorithm_Specific_Parameters	:	Modulus size
	:	Exponent length
Key_Context		
Key_Usage	:	GCS_C_IMPORT_KEY
Permitted_Export_Mechanisms	:	GCS_NO_EXPORT
Key_State	:	-
Time_of_Revocation	:	-
Reason_for_Revocation	:	-
Key_Flag	:	-
Split_Protocol_Type	:	-
Key_Part_Number	:	-
Number_Key_Parts	:	-
Key_Validity	:	Site Specific Values
Initialisation_Vector (IV)	:	-
Key_Specific_Parameters	:	-
Key_Value	:	-

B.2.12 DSS-SIGN

Field	:	Value
CC_Header		
Context_Type	:	Both
Context_Confidentiality_Flag	:	YES
Keyed_Algorithm_Context		
Algorithm_ID	:	DSS
Mode_of_operation	:	-
Short_Block_Policy	:	-
Algorithm_Specific_Parameters	:	Size of p
	:	Values of p, q and g
Non_Keyed_Algorithm_Context		
Algorithm_ID	:	SHA-1
Mode_of_Operation	:	-
Short_Block_Policy	:	-
Algorithm_Specific_Parameters	:	-
Key_Context		
Key_Usage	:	GCS_C_GENERATE_CV
Permitted_Export_Mechanisms	:	GCS_NO_EXPORT
Key_State	:	-
Time_of_Revocation	:	-
Reason_for_Revocation	:	-
Key_Flag	:	NULL
Split_Protocol_Type	:	-
Key_Part_Number	:	-
Number_Key_Parts	:	-
Key_Validity	:	Site Specific Values
Initialisation_Vector (IV)	:	-
Key_Specific_Parameters	:	-
Key_Value	:	-

B.2.13 DSS-VERIFY

Field	:	Value
CC_Header		
Context_Type	:	Both
Context_Confidentiality_Flag	:	Yes
Keyed_Algorithm_Context		
Algorithm_ID	:	DSS
Mode_of_operation	:	-
Short_Block_Policy	:	-
Algorithm_Specific_Parameters	:	Size of p
	:	Values of p, q and g
Non_Keyed_Algorithm_Context		
Algorithm_ID	:	SHA-1
Mode_of_Operation	:	-
Short_Block_Policy	:	-
Algorithm_Specific_Parameters	:	-
Key_Context		
Key_Usage	:	GCS_GC_VERIFY_CV
Permitted_Export_Mechanisms	:	GCS_NO_EXPORT
Key_State	:	-
Time_of_Revocation	:	-
Reason_for_Revocation	:	-
Key_Flag	:	-
Split_Protocol_Type	:	-
Key_Part_Number	:	-
Number_Key_Parts	:	-
Key_Validity	:	Site Specific Values
Initialisation_Vector (IV)	:	-
Key_Specific_Parameters	:	-
Key_Value	:	-

B.2.14 KEA-EXPORT

Field	:	Value
CC_Header		
Context_Type	:	KEYED
Context_Confidentiality_Flag	:	YES
Keyed_Algorithm_Context		
Algorithm_ID	:	KEA
Mode_of_operation	:	-
Short_Block_Policy	:	-
Algorithm_Specific_Parameters	:	Size of p
	:	Values of p, q and g
Key_Context		
Key_Usage	:	GCS_C_EXPORT
Permitted_Export_Mechanisms	:	GCS_NO_EXPORT
Key_State	:	-
Time_of_Revocation	:	-
Reason_for_Revocation	:	-
Key_Flag	:	-
Split_Protocol_Type	:	-
Key_Part_Number	:	-
Number_Key_Parts	:	-
Key_Validity	:	Site Specific Values
Initialisation_Vector (IV)	:	-
Key_Specific_Parameters	:	-
Key_Value	:	-

B.2.15 KEA-IMPORT

Field	:	Value
CC_Header		
Context_Type	:	KEYED
Context_Confidentiality_Flag	:	YES
Keyed_Algorithm_Context		
Algorithm_ID	:	KEA
Mode_of_operation	:	-
Short_Block_Policy	:	-
Algorithm_Specific_Parameters	:	Size of p
	:	Values of p, q and g
Key_Context		
Key_Usage	:	GCS_C_IMPORT
Permitted_Export_Mechanisms	:	GCS_NO_EXPORT
Key_State	:	-
Time_of_Revocation	:	-
Reason_for_Revocation	:	-
Key_Flag	:	-
Split_Protocol_Type	:	-
Key_Part_Number	:	-
Number_Key_Parts	:	-
Key_Validity	:	Site Specific Values
Initialisation_Vector (IV)	:	-
Key_Specific_Parameters	:	-
Key_Value	:	-

B.2.16 DES-X9.17

Field	:	Value
CC_Header		
Context_Type	:	KEYED
Context_Confidentiality_Flag	:	YES
Keyed_Algorithm_Context		
Algorithm_ID	:	DES
Mode_of_operation	:	GCS_M_ECB
Short_Block_Policy	:	GCS_SBP_NONE
Algorithm_Specific_Parameters	:	-
Key_Context		
Key_Usage	:	GCS_C_EXPORT_KEY
	:	GCS_C_IMPORT_KEY
	:	GCS_C_COMBINE_KEY
Permitted_Export_Mechanisms	:	Site and purpose specific values
Key_State	:	-
Time_of_Revocation	:	-
Reason_for_Revocation	:	-
Key_Flag	:	GCS_SPLIT
Split_Protocol_Type	:	-
Key_Part_Number	:	-
Number_Key_Parts	:	-
Key_Validity	:	Site Specific Values
Initialisation_Vector (IV)	:	-
Key_Specific_Parameters	:	Receive_Count =1
	:	Send_count = 1
	:	My_Node = site specific
	:	Your_node = site specific
Key_Value	:	-

B.2.17 DES-MAC

Field	:	Value
CC_Header		
Context_Type	:	KEYED
Context_Confidentiality_Flag	:	YES
Keyed_Algorithm_Context		
Algorithm_ID	:	DES
Mode_of_operation	:	GCS_M_DES_MAC
Short_Block_Policy	:	GCS_SBP_DES_MAC
Algorithm_Specific_Parameters	:	-
Key_Context		
Key_Usage	:	GCS_C_GENERATE_CV GCS_C_VERIFY_CV GCS_C_COMBINE_CC
Permitted_Export_Mechanisms	:	Site and purpose specific values
Key_State	:	-
Time_of_Revocation	:	-
Reason_for_Revocation	:	-
Key_Flag	:	-
Split_Protocol_Type	:	-
Key_Part_Number	:	-
Number_Key_Parts	:	-
Key_Validity	:	Site Specific Values
Initialisation_Vector (IV)	:	-
Key_Specific_Parameters	:	-
Key_Value	:	-

B.2.18 DIFFIE-HELLMAN-EXPORT

Field	:	Value
CC_Header		
Context_Type	:	KEYED
Context_Confidentiality_Flag	:	YES
Keyed_Algorithm_Context		
Algorithm_ID	:	DH
Mode_of_operation	:	-
Short_Block_Policy	:	-
Algorithm_Specific_Parameters	:	Size of p
	:	Values of p, q and g
Key_Context		
Key_Usage	:	GCS_C_EXPORT_KEY
Permitted_Export_Mechanisms	:	GCS_NO_EXPORT
Key_State	:	-
Time_of_Revocation	:	-
Reason_for_Revocation	:	-
Key_Flag	:	-
Split_Protocol_Type	:	-
Key_Part_Number	:	-
Number_of_Key_Parts	:	-
Key_Validity	:	Site Specific Values
Initialisation_Vector (IV)	:	-
Key_Specific_Parameters	:	-
Key_Value	:	-

B.2.19 DIFFIE-HELLMAN-IMPORT

Field	:	Value
CC_Header		
Context_Type	:	KEYED
Context_Confidentiality_Flag	:	YES
Keyed_Algorithm_Context		
Algorithm_ID	:	DH
Mode_of_operation	:	-
Short_Block_Policy	:	-
Algorithm_Specific_Parameters	:	Size of p
	:	Values of p, q and g
Key_Context		
Key_Usage	:	GCS_C_IMPORT
Permitted_Export_Mechanisms	:	GCS_NO_EXPORT
Key_State	:	-
Time_of_Revocation	:	-
Reason_for_Revocation	:	-
Key_Flag	:	-
Split_Protocol_Type	:	-
Key_Part_Number	:	-
Number_of_Key_Parts	:	-
Key_Validity	:	Site Specific Values
Initialisation_Vector (IV)	:	-
Key_Specific_Parameters	:	-
Key_Value	:	-

Example Walkthroughs

C.1 ANSI X9.17 Key Distribution Protocol

Scenario: Party A wishes to send a MAC KD and an encryption key KD to Party B. The keys will be notarized. The minimum conformant implementation for a point to point environment requires the exchange of two Cryptographic Service Messages (CSMs): a Key Service Message (KSM) to transfer the encrypted KDs, and a Response Service Message (RSM) to acknowledge receipt of the KD. Message authentication is provided by the MAC field of each CSM.

Notes:

- A. Error handling is not addressed.
- B. The applications construct the formatted CSMs.
- C. Notation:
 - 1. KD_m denotes a data MAC, KD_e denotes a data encrypting key, KK denotes a key-encrypting-key. KK_1 and KK_2 represent the first and second parts of a split KK .
 - 2. Assuming a and b are pointer arguments, the notation $a \Rightarrow b$ indicates that b is set to the same address as a . $a \Leftarrow b$ indicates the reverse operation.

Process Summary

- A. Each party initializes their system by loading a manually installed KK that is shared with the other party.
 - 1. Each party creates two CCs to contain the split components of the manually installed KK .
 - 2. Each party populates the two CCs with the respective split components of KK , and combines them to form a third CC containing the final KK value.
 - 3. X9.17 requires each party to maintain two counters associated with the KK : an origination count and a reception count. These counters are set to 1 when the manually distributed KK is loaded. There is also the (optional) setting of the size of the reception window, as some distribution methods do not guarantee the order of delivery is the same as the order of initiation of transmission. For simplicity, the window is set to 1.
- B. Party A generates a data MAC key KD_m and a data encrypting key KD_e and sends them to Party B in an X9.17 Key Service Message (KSM):

1. Create/Retrieve a CC and populate it with the K_{Dm}.
2. Create/Retrieve a CC and populate it with the K_{De}.
3. Create/Retrieve a CC and combine K_{Dm} and K_{De} to form the CSM MAC key.
4. Export K_{Dm}, sealed by the shared KK.
5. Export K_{De}, sealed by the shared KK.
6. Increment the origination count associated with KK.
7. Construct a partial KSM ASCII string containing K_{Dn} and K_{De}.
E.g.: (MCL/KSM RCV/PartyB ORG/PartyA KD/[Key Value] EDK/[Key Activation Date] CTP/1
8. Generate a MAC on the partial KSM using the CSM MAC key.
9. Complete the KSM ASCII string by appending the MAC field.
10. Transmit the completed KSM to Party B.

C. Party B receives and verifies the KSM:

1. Verify the counter field in the KSM with the reception count in the KK. As the window size is 1, they must be equal.
2. Create/Retrieve a CC for the K_{Dm}.
3. Create/Retrieve a CC for the K_{De}.
4. Create/Retrieve a CC for the CSM MAC key.
5. Import K_{Dm} using the shared KK.
6. Import K_{De} using the shared KK.
7. Combine K_{Dm} and K_{De} to form the CSM MAC key.
8. Verify the MAC on the KSM using the CSM MAC key.
9. Increment the reception counter associated with KK.

D. Party B generates an X9.17 Response Service Message (RSM) and sends it to Party A:

1. Construct a partial RSM. E.g., (MCL/RSM RCV/PartyA ORG/PartyB...
2. Generate a MAC on the partial RSM using the CSM MAC key.
3. Delete the CC for the CSM MAC key.
4. Form the complete RSM by appending the MAC to the partial RSM.
6. Send the complete RSM to Party A.

E. Party A receives and verifies the RSM:

1. Extract the MAC field from the received RSM.
2. Verify the MAC on the partial RSM using the CSM MAC key.
3. Delete the CC for the CSM MAC key.

F. Party A and Party B now share K_{Dm} and K_{De}.

=====

Pseudocode example:

Note that not all parameters are listed.

- A. Each party initializes their system by loading a manually installed KK that is shared with the other party.

1. Each party creates two CCs to contain the split components of the manually installed KK.

```

gcs_create_ac ( ac => AC_KK1 );

gcs_set_ac ( ac <= AC_KK1 );
/* One call is made to gcs_set_ac for each of the parameter
name/value pairs in the following table: */
parameter_name      parameter_value
-----
ALGORITHM_ID        DES
ALGORITHM_CLASS_ID  SYMMETRIC
MODE_OF_OPERATION   DES_CBC
SHORT_BLOCK_POLICY  X9.23

gcs_create_kc ( kc => KC_KK1 );
gcs_set_kc ( kc <= KC_KK1 );
/* One call is made to this function for each of the parameter
name/value pairs in the following table: */
parameter_name      parameter_value
-----
KEY_USAGE           GCS_C_EXPORT_KEY
KEY_USAGE           GCS_C_IMPORT_KEY
KEY_USAGE           GCS_C_COMBINE_CC
KEY_FLAG            GCS_SPLIT
KEY_LIFETIME        GCS_INFINITE
The BER encoding value of RECEIVE_COUNT, SEND_COUNT, MY_NODE and
YOUR_NODE.

gcs_create_cc ( keyed_ac <= AC_KK1,
                kc => KC_KK1,
                output_cc => CC_KK1 );

```

The same process is repeated substituting KK2 for KK1.

```

/*****
2. Each party populates the two CCs with the respective
split components of KK, and combines them to form a
third CC containing the final KK value.
3. X9.17 requires each party to maintain two counters
associated with the KK: an origination count and a
reception count. These counters are set to 1 when
the manually distributed KK is loaded. There is also
the (optional) setting of the size of the reception
window, but this is set to 1.
*****/

gcs_load_key ( subject_cc <= CC_KK1,
               input_key_part = KK1,
               key_part_type = GCS_FIRST );

gcs_load_key ( subject_cc <= CC_KK2,

```

```

        input_key_part = KK2,
        key_part_type = GCS_LAST );

gcs_combine_cc ( cc_list <= CC_KK1 CC_KK2,
                skeleton_cc => CC_KK );

gcs_delete_cc ( subject_cc <= CC_KK1 );
gcs_delete_cc ( subject_cc <= CC_KK2 );

Party B also does the same processes for KK1 and KK2, except that
MY_NODE = PartyB and YOUR_NODE = PartyA.

/*****
  B. Party A generates a data MAC key KDm and a data encrypting key KDe
  and sends them to Party B in an X9.17 Key Service Message (KSM):

      1. Create/Retrieve a CC and populate it with the KDm.
  *****/

gcs_create_ac ( ac => AC_KDm );

gcs_set_ac ( ac <= AC_KDm );
/* One call is made to this function for each of the parameter
name/value pairs in the following table: */
parameter_name      parameter_value
-----
ALGORITHM_ID        DES
ALGORITHM_CLASS_ID  SYMMETRIC
MODE_OF_OPERATION   DES-MAC
SHORT_BLOCK_POLICY  DES-MAC

gcs_create_kc ( kc => KC_KDm );

gcs_set_kc ( kc <= KC_KDm );
/* One call is made to this function for each of the parameter
name/value pairs in the following table: */
parameter_name      parameter_value
-----
KEY_USAGE            GCS_C_GENERATE_CV
KEY_USAGE            GCS_C_VERIFY_CV
KEY_USAGE            GCS_C_COMBINE_CC
KEY_FLAG             GCS_EXPORTABLE
KEY_LIFETIME         GCS_INFINITE

gcs_create_cc ( keyed_ac <= AC_KDm,
                kc <= KC_KDm,
                output_cc => CC_KDm );

gcs_generate_key ( subject_cc <= CC_KDm );

/* 2. Create/Retrieve a CC and populate it with the KDe. */

```

```

gcs_create_ac ( ac => AC_KDe );

gcs_set_ac ( ac <= AC_KDe );
/* One call is made to this function for each of the parameter
name/value pairs in the following table: */
parameter_name      parameter_value
-----
ALGORITHM_ID        DES
ALGORITHM_CLASS_ID  SYMMETRIC
MODE_OF_OPERATION   DES_CBC
SHORT_BLOCK_POLICY  X9.23
ALG_SPEC_PARMS      IV_REQUIRED

gcs_create_kc ( kc => KC_KDe );

gcs_set_kc ( kc <= KC_KDe );
/* One call is made to this function for each of the parameter
name/value pairs in the following table: */
parameter_name      parameter_value
-----
KEY_USAGE           GCS_C_ENCIPHER
KEY_USAGE           GCS_C_DECIPHER
KEY_USAGE           GCS_C_COMBINE_CC
KEY_FLAG            GCS_EXPORTABLE
KEY_LIFETIME        GCS_INFINITE

gcs_create_cc ( keyed_ac <= AC_KDe,
                kc <= KC_KDe,
                output_cc => CC_KDe );

gcs_generate_key ( subject_cc <= CC_KDe );

/* Create a CC and combine KDM and KDe to form the CSM MAC key. */
gcs_create_ac ( ac => AC_KDcm );

gcs_set_ac ( ac <= AC_KDcm );
/* One call is made to this function for each of the parameter
name/value pairs in the following table: */
parameter_name      parameter_value
-----
ALGORITHM_ID        DES
ALGORITHM_CLASS_ID  SYMMETRIC
MODE_OF_OPERATION   DES-MAC
SHORT_BLOCK_POLICY  DES-MAC

gcs_create_kc ( kc => KC_KDcm );

gcs_set_kc ( kc <= KC_KDcm );
/* One call is made to this function for each of the parameter
name/value pairs in the following table: */
parameter_name      parameter_value
-----

```

```

KEY_USAGE          GCS_C_GENERATE_CV
KEY_USAGE          GCS_C_VERIFY_CV
KEY_LIFETIME      GCS_INFINITE

gcs_create_cc ( keyed_ac <= AC_KDcm,
                kc <= KC_KDcm,
                output_cc => CC_KDcm );

gcs_combine_cc ( subject_cc <= CC_KDm,
                 subject_cc <= CC_KDe,
                 target_cc => CC_KDcm );

/* 4. Export KDm, sealed by the shared KK. */

gcs_export_key ( subject_cc <= CC_KDm,
                 kek_cc <= CC_KK,
                 export_mech = KDm components of KSM );

/* 5. Export KDe, sealed by the shared KK. */

gcs_export_key ( subject_cc <= CC_KDe,
                 kek_cc <= CC_KK,
                 export_mech = GCS_X9.17_NOTARIZE,
                 partial_PDU = KDe components of KSM );

/* 6. Increment the origination count associated with KK. */

gcs_get_cc ( subject_cc <= CC_KK,
             subject_container <= kc,
             parameter_name = ORG_COUNT,
             parameter_integer_value = ocount );

gcs_set_kc ( kc <= KC_KK,
            parameter_name = ORG_COUNT,
            parameter_integer_value = [ocount + 1] );

/* 7. Construct a partial KSM ASCII string containing KDn and KDe. */
/*   E.g.: (MCL/KSM RCV/PartyB ORG/PartyA KD/[Key Value] */
/*         EDK/[Key Activation Date] CTP/1 */
/* 8. Generate a MAC on the partial KSM using the CSM MAC key. */

gcs_generate_check_value ( cc <= CC_KD,
                           input_buffer = partial KSM,
                           chaining_flag = GCS_ONLY,
                           check_value => MAC );

/* 9. Complete the KSM ASCII string by appending the MAC field. */
/* 10. Transmit the completed KSM to Party B. */

/* C. Party B receives and verifies the KSM: */
/* 1. Verify the counter field in the KSM with the reception count */
/*    in the KK. As the window size is 1, they must be equal. */

```

```

gcs_get_cc ( subject_cc <= CC_KK,
             subject_container <= kc,
             parameter_name = RCV_COUNT,
             parameter_integer_value = ocount );

/* 2. Create a CC for the KDm. */
/* 3. Create a CC for the KDe. */
/* 4. Create a CC for the KDcm. */
See above.

/* 5. Import KDm using the shared KK. */

gcs_import_key ( subject_cc <= CC_KDm,
                kek_cc <= CC_KK,
                export_mech = GCS_X9.17_NOTARIZE,
                partial_PDU = KDm component from KSM );

/* 6. Import KDe using the shared KK. */

gcs_import_key ( subject_cc <= CC_KDe,
                kek_cc <= CC_KK,
                export_mech = GCS_X9.17_NOTARIZE,
                partial_PDU = KDe component from KSM );

/* 7. Combine KDm and KDe to form the CSM MAC key KDcm. */

gcs_combine_cc ( subject_cc <= CC_KDm,
                 subject_cc <= CC_KDe,
                 target_cc => CC_KDcm );

/* 8. Verify the MAC on the KSM using the CSM MAC key. */

gcs_verify_check_value ( cc <= CC_KDcm,
                        input_buffer = partial KSM,
                        check_value = MAC from KSM,
                        chaining_flag = GCS_ONLY );

/* 9. Increment the reception counter associated with KK. */

gcs_get_cc ( subject_cc <= CC_KK,
             subject_container = kc,
             parameter_name = RCV_COUNT,
             parameter_integer_value = rcount );

gcs_set_key ( kc <= KC_KD,
             parameter_name = REC_COUNT,
             parameter_integer_value = [rcount + 1] );

/* D. Party B generates an X9.17 Response Service Message (RSM) and */
/* sends it to Party A: */
/* */
/* 1. Construct a partial RSM: (MCL/RSM RCV/PartyA ORG/PartyB */

```



```
/*      2. Generate a MAC on the partial RSM using KDcm.          */
gcs_generate_check_value ( cc <= CC_KDcm,
                          input_buffer = PARTIAL_RSM,
                          chaining_flag = GCS_ONLY,
                          check_value => RSM_MAC );

/*      3. Delete the CC for the CSM MAC key.                    */
gcs_delete_cc ( subject_cc <= CC_KDcm );

/*      4. Form the complete RSM by appending the MAC to partial RSM. */
/*      5. Send the complete RSM to Party A.                    */

/* E. Party A receives and verifies the RSM:                    */
/*      1. Extract the MAC field from the received RSM.         */
/*      2. Verify the MAC on the partial RSM using the CSM MAC key. */
gcs_verify_check_value ( cc <= CC_KD,
                        input_buffer = PARTIAL_RSM,
                        check_value = RSM_MAC,
                        chaining_flag = GCS_ONLY );

/*      3. Delete the CC for the CSM MAC key.                    */
gcs_delete_cc ( subject_cc <= CC_KDcm );

/*      F. Party A and Party B now share KDm and KDe.          */
```

C.2 Fortezza Public Key Exchange

This section provides a mapping of of the GCS-API public key exchange calls onto their Fortezza counterparts

```
*****
P.S. function prototypes
*****
```

```
gcs_key_agreement(
    OM_uint32                *minor_status,
    gcs_session_context_t   *session_context,
    gcs_cc_t                 *caller_cc,
    gcs_cc_t                 *other_cc,
    gcs_bit_string_t        *pdu_in,
    gcs_bit_string_t        *pdu_out,
    gcs_cc_t                 *kak_cc);
```

```
*****
DESCRIPTION
*****
```

The following shows the GCS-API calls necessary to implement a key exchange between an initiator and a recipient, using the Key Exchange Algorithm as exists on the Fortezza card. Therefore, Fortezza is the hardware cryptomodule that underlies this GCS example. Initiator pseudocode is shown first, followed by recipient pseudocode. In each case, the listing of GCS and Fortezza calls is shown before the pseudocode, so one can eyeball the whole process in about a paragraph, before expanding these calls with all their parameters.

The goal is to have initiator and recipient establish a session key, (or MEK, a Message Encryption Key), to protect a direct-connected session. This is done by each agreeing on a Token Encryption Key (TEK) via the key exchange. Then the initiator encrypts the MEK with the TEK and sends it to the recipient. The TEK is used only to protect the MEK enroute to the recipient. The MEK is used to protect the rest of the session. In KEA, random quantities must be exchanged between initiator and recipient. Since this is a session application, it is assumed that this exchange takes place as a first step in processing by the key exchange function calls (`gcs_export_key_agreement` and `gcs_import_key_agreement`).

Generally, the initiator is the "exporter" of the TEK, and the recipient is the "importer". So the initiator performs the key exchange using `gcs_key_agreement`, and prepares the MEK for transmission to the recipient using `gcs_export_key`. The recipient uses `gcs_key_agreement` and `gcs_import_key` in doing the corresponding actions. The main difference between initiator side processing and recipient side processing is that the recipient does not need to compute the random session key.

For purposes of this example, it is assumed that templates of all necessary cryptographic context (CC) data structures reside in the CC library. Therefore, necessary CCs are "checked out" of the CC library, and when appropriate, copies are made and populated for the application's use.

This pseudocode is meant to be an excerpt of GCS code. Therefore, only calls directly affecting the key exchange are shown. This is true for both the GCS calls and the Fortezza calls. The Fortezza calls that the GCS-API calls use for implementation are shown after the GCS-API calls, and are indented. To help keep straight whether parameters are inputs, outputs, or both, the following key is used: "->" means input, "<-" means output, and "<->" means input and output.

```

*****
INITIATOR SIDE
*****

*****
Initiator Side Call Mapping and Overview
*****

-----
Fortezza calls                GCS-API calls
-----

CI_CheckPIN                    gcs_initialise_session
CI_SetPersonality              gcs_retrieve_cc      (initiator's private key CC)
                                gcs_retrieve_cc      (recipient's public key CC)
                                gcs_load_public_key   (load recipient's public key)
                                gcs_retrieve_cc      (TEK CC)

CI_GenerateRa                  gcs_generate_random_number (initiator's
                                random quantity)
                                <send initiator's random to recipient>
                                <receive recipient's random number>
CI_GenerateTEK                 gcs_export_key_agreement (form TEK)
                                gcs_retrieve_cc (MEK CC)

CI_GenerateMEK                  gcs_generate_key (generate random MEK)
CI_WrapKey                      gcs_export_key (wrap MEK by TEK)
                                <transmit TEK-wrapped MEK to recipient>
                                <use MEK to protect session>

*****
Initiator-side pseudocode
(Underlying Fortezza calls are interleaved, and are indented)
*****

/* Establish a session context */

```

```

gcs_initialise_session
    <- (minor_status,
    <-> session_context,
    -> initialise_parameters)

/* To log onto Fortezza card, must pass a PIN check. */
CI_CheckPIN
    -> (PINType <- CI_USER_PIN,          /* subject is USER, not SSO */
    -> pPIN,                            /* pointer to PIN */
    <- return value)

/* Do other Fortezza processing to determine the card slot that */
/* has the correct set of keys for this application. Put that */
/* value in variable "PersonalityIndex". This call affects which */
/* cryptographic contexts will be retrieved below for each side */
/* in the key agreement call. */
CI_SetPersonality
    -> (CertificateIndex <- PersonalityIndex,
    <- return value)

/* Retrieve the initiator's private key CC. This is a case where the*/
/* CC is retrieved and directly used, rather than being copied and */
/* populated. This is because the initiator's private key is long-term, */
/* and not used by anyone else. */
gcs_retrieve_cc
    <- (minor_status,
    -> session_context,
    -> domain_id,
    -> cc_name <- GCS_CC_NAME_FORTEZZA_KEA_PRIVATE,
    -> cc_reference <- GCS_NULL,
    <- retrieved_cc <- initiator_cc);

/* Retrieve a copy of a recipient's public key CC, and copy it. */
gcs_retrieve_cc
    <- (minor_status,
    -> session_context,
    -> domain_id,
    -> cc_name <- GCS_CC_NAME_FORTEZZA_KEA_RECIP_PUBLIC,
    -> cc_reference <- GCS_NULL,
    <- retrieved_cc <- recipient_cc);

/* Assuming a bit string holding the recipient's public key has been*/
/* obtained and placed into variable "recipient_public_key", load that*/
/* key into the recipient's public key CC. */
gcs_load_public_key
    <- (minor_status,
    -> session_context,
    -> subject_cc <- recipient_cc,
    -> input_key_part <- recipient_public_key,
    -> key_part_type <- GCS_ONLY);

/*

```

```

/* Retrieve a copy of a TEK CC */
gcs_retrieve_cc
    <- (minor_status,
        -> session_context,
        -> domain_id,
        -> cc_name <- GCS_CC_NAME_FORTEZZA_TEK,
        -> cc_reference <- GCS_NULL,
        <- retrieved_cc <- temp_cc);
gcs_generate_random_number
    <- (minor_status,
        -> session_context,
        -> GCS_C_FORTEZZA_KEA_RANDOM_SIZE,
        <- initRand);

/* Fortezza: Generate initiator's random quantity. */
CI_GenerateRa
    -> (none,
        <- pRa <- initRand, return value)

/* Perform the key exchange. On this, the initiator's side, the main*/
/* inputs are the initiator's private key, and the recipient's public*/
/* key. The result is the TEK, held in a CC. */
gcs_key_agreement /* form TEK */
    <- (minor_status,
        -> session_context,
        -> caller_cc <- initiator_cc,
        -> other_cc <- recipient_cc,
        -> pdu_in <- recipRand,
        <- pdu_out <- initRand,
        <- kak_cc <- TEK_cc);

/* Fortezza: Perform initiator-side KEA key agreement algorithm. */
CI_GenerateTEK
    -> (Flags <- CI_INITIATOR_FLAG, /* initiator side */
        -> RegisterIndex <- TEKIndex, /* slot to put TEK */
        -> Ra <- initRand, Rb <- recipRand, /* random quantities */
        -> Size <- recipPubSize, pY <- recipPub, /* other's public */
        <- return value);

/* Retrieve a copy of an MEK CC. */
gcs_retrieve_cc
    <- (minor_status,
        -> session_context,
        -> domain_id,
        -> cc_name <- GCS_CC_NAME_FORTEZZA_MEK, /* assumed name of an MEK CC */
        -> cc_reference <- GCS_NULL,
        <- retrieved_cc <- MEK_cc);

/* Generate a random MEK and place in MEK_cc */
gcs_generate_key

```

```

<- (minor_status,
    -> session_context,
    <-> kak_cc <- MEK_cc);

/* Fortezza: Generate a random MEK and place in a Fortezza slot */
CI_GenerateMEK
    -> (RegisterIndex <- MEKIndex, /* assumed this is free slot */
        -> Reserved,
        <- return value);

/* Wrap (encrypt) MEK by TEK, and place in a CC */
gcs_export_key
    <- (minor_status,
        -> session_context,
        <-> subject_cc <- MEK_cc,
        <-> kek_cc <- TEK_cc,
        <-> export_data <- exportedMEK);

/* Fortezza Wrap (encrypt) MEK by TEK */
CI_WrapKey
    -> (WrapIndex <- TEKIndex,          /* slot where TEK is */
        -> KeyIndex <- MEKIndex,      /* slot where MEK is */
        <- pKey <- wrappedKey,       /* key ready for export */
        <- return value);

/* Delete unnecessary CCs */
/* Transmit TEK-wrapped MEK to recipient */
/* Begin protecting session using the MEK */

*****
                RECIPIENT SIDE
*****

*****
Recipient-side Call Mapping and Overview
*****

-----
Fortezza calls                GCS-API calls
-----

CI_CheckPIN                    <receive random number from initiator>
CI_SetPersonality              gcs_initialise_session

                                gcs_retrieve_cc      (recipient's private key CC)
                                gcs_retrieve_cc      (initiator's public key CC)
                                gcs_load_public_key   (load initiator's public key)
                                gcs_retrieve_cc      (TEK CC)

CI_GenerateRa                  gcs_generate_random_number (recipient's
                                random quantity)
                                <send random number to initiator>

```

```

CI_GenerateTEK          <receive TEK-wrapped MEK from initiator>
                        gcs_key_agreement (form TEK)
CI_UnwrapKey           gcs_import_key (unwrap TEK-wrapped MEK)
                        <use MEK to protect session>

*****
Recipient-side pseudocode
(Underlying Fortezza calls are interleaved, and are indented)
*****

gcs_initialise_session
  <- (minor_status,
     <-> session_context,
     -> initialise_parameters)

/* To log onto Fortezza card, must pass a PIN check. */
CI_CheckPIN
  -> (PINType <- CI_USER_PIN,          /* subject is USER, not SSO */
     -> pPIN,                          /* pointer to PIN */
     <- return value)

/* Do other Fortezza processing to determine the card slot that */
/* has the correct set of keys for this application. Put that */
/* value in variable "PersonalityIndex". This call affects which */
/* cryptographic contexts will be retrieved below for each side */
/* in the key agreement call. */
CI_SetPersonality
  -> (CertificateIndex <- PersonalityIndex,
     <- return value)

gcs_retrieve_cc          /* recipient's private key CC */
  <- (minor_status,
     -> session_context,
     -> domain_id,
     -> cc_name <- GCS_CC_NAME_FORTEZZA_KEA_PRIVATE,
     -> cc_reference <- GCS_NULL,
     <- retrieved_cc <- recipient_cc);
gcs_retrieve_cc          /* initiator's public key CC */
  <- (minor_status,
     -> session_context,
     -> domain_id,
     -> cc_name <- GCS_CC_NAME_FORTEZZA_KEA_INITIATOR_PUBLIC,
     -> cc_reference <- GCS_NULL,
     <- retrieved_cc <- initiator_cc);

gcs_load_public_key      /* load initiator's (previously obtained) public key */
  <- (minor_status,
     -> session_context,
     -> subject_cc <- recipient_cc,
     -> input_key_part <- initiator_public_key,
     -> key_part_type <- GCS_ONLY);
gcs_retrieve_cc          /* TEK CC */

```

```

    <- (minor_status,
    -> session_context,
    -> domain_id,
    -> cc_name <- GCS_CC_NAME_FORTEZZA_TEK,
    -> cc_reference <- GCS_NULL,
    <- retrieved_cc <- TEK_cc);
gcs_key_agreement /* form TEK, using the Fortezza KEA algorithm */
    <- (minor_status,
    -> session_context,
    -> caller_cc <- recipient_cc,
    -> other_cc <- initiator_cc,
    -> pdu_in <- initRand,
    <- pdu_out <- recipRand,
    <- kak_cc <- TEK_cc);

CI_GenerateRa
    -> (none,
    <- pRa <- initRand, return value)

CI_GenerateTEK /* have received recipient's random number */
    -> (Flags <- CI_RECIPIENT_FLAG, /* recipient side */
    -> RegisterIndex <- TEKIndex, /* where to place result */
    -> Ra <- initRand, Rb <- recipRand, /* random quantities */
    -> Size <- initPubSize, pY <- initPub, /* initiator's public */
    <- return value);

gcs_retrieve_cc /* MEK CC */
    <- (minor_status,
    -> session_context,
    -> domain_id,
    -> cc_name <- GCS_CC_NAME_FORTEZZA_MEK,
    -> cc_reference <- GCS_NULL,
    <- retrieved_cc <- MEK_cc);

/* By now, must have received TEK-wrapped MEK from initiator. */
/* Assume it's brought into a variable called "importedMEK" */

gcs_import_key /* unwrap TEK-wrapped MEK */
    <- (minor_status,
    -> session_context,
    -> kek_cc <- TEK_cc,
    <-> import_data <- importedMEK);
    <-> subject_cc <- MEK_cc);

CI_UnwrapKey
    -> (UnwrapIndex <- TEKIndex,
    -> KeyIndex <- MEKIndex,
    <- pKey <- wrappedKey,
    <- return value);

/* Delete unnecessary CCs */
/* Begin using MEK to protect session */

```


Appendix D: Future Directions

Functionality that may be encompassed by the scope of a future release of this specification includes:

- Data protection services
- CSF initialisation and management services
- CSF identification and authentication services
- CSF access control management
- Public key management services
- Key escrow support services

Generate Test Pattern and Verify Test Pattern Examples

E.1 Generate Test Pattern

Input:

1. 128-bit key K - This is either (1) a 64-bit key followed on the right with 64 bits of binary zeros or (2) a 128-bit key.

Output:

1. 128-bit test pattern TP

Notation:

Let $eK(X)$ denote DES encryption of 64-bit data X using key K .
Let KL denote the leftmost 64 bits of the input 128-bit key.
Let KR denote the rightmost 64 bits of the input 128-bit key.
Let TPL denote the leftmost 64 bits of the calculated test pattern.
Let TPR denote the rightmost 64 bits of the calculated test pattern.
Let $X1$, $X2$, $X3$, $K2$ denote 64-bit internal variables.
Let $K1$ denote $X'4545454545454545'$.

Process:

1. Set TPL to a 64-bit newly-generated random number.
2. Compute TPR :
 - a. Set $X1$ to $eK1(KL)$
 - b. Set $K2$ to $X1 \text{ XOR } KL$
 - c. Set $X2$ to $KR \text{ XOR } TPL$
 - d. Set $X3$ to $eK2(X2)$
 - e. Set TPR to $X2 \text{ XOR } X3$
3. Output test pattern as TPL concatenated to TPR .

E.2 Verify Test Pattern

Input:

1. 128-bit key K - This is either (1) a 64-bit key followed on the right with 64 bits of binary zeros or (2) a 128-bit key.
2. 128-bit trial test pattern TTP

Output:

1. Return code indicating trial test pattern verified or did not verify.

Notation:

Let $eK(X)$ denote DES encryption of 64-bit data X using key K .
Let KL denote the leftmost 64 bits of the input 128-bit key.
Let KR denote the rightmost 64 bits of the input 128-bit key.
Let TPL denote the leftmost 64 bits of the calculated test pattern.
Let TPR denote the rightmost 64 bits of the calculated test pattern.

Let X_1 , X_2 , X_3 , K_2 denote 64-bit internal variables.

Let K_1 denote $X'4545454545454545'$.

Let $TTPL$ denote the leftmost 64 bits of the trial test pattern.

Let $TTPR$ denote the rightmost 64 bits of the trial test pattern.

Process:

1. Set TPL to $TTPL$

2. Compute TPR :

a. Set X_1 to $eK_1(KL)$

b. Set K_2 to $X_1 \text{ XOR } KL$

c. Set X_2 to $KR \text{ XOR } TPL$

d. Set X_3 to $eK_2(X_2)$

e. Set TPR to $X_2 \text{ XOR } X_3$

3. Check TPR for equality with $TTPR$

a. If equal: success, test pattern verified

b. If unequal: failure, test pattern did not verify

Implementation note: Steps 2 a through e of the Generate Test Pattern and Verify Test Pattern services are the same.

Discussion on Key Parity

The NIST DES FIPS 46 originally stated that the 8th bit in each byte shall be used for parity. The ANSI X3.92 DEA stated that the 8th bit in each byte may be used for parity. FIPS 46-2 has been updated to use the word "may."

The use of the word "may" has some subtle implications. A conforming system may set parity and require parity to be set. Call such a system an SR system. A conforming system may ignore parity altogether. Call such a system an II system. A conforming system may try to compromise and set parity but not require it. Call such a system an SI system.

Let's see what kind of systems can talk to each other.

Sender	Receiver	SR	II	SI
SR		Y	Y	Y
II		N	Y	Y
SI		Y	Y	Y

The sender is the system that creates the key and the receiver is the system that wants to use the key, for example for decryption of a message encrypted at the sender system.

The point is that there is an incompatibility between valid conforming systems when an II system wants to send a key to an SR system. Another way to look at this is that an SR system is a universal sender (but not a universal receiver), an II system is a universal receiver (but not a universal sender) and an SI system is a universal sender and receiver. So if you want to design a system that can talk with all other conforming systems, a first thought is to do an SI system. However, things are not that simple.

ANSI X9.17 allows the specification of a "P" as a subparm which means that the key has parity and if it does not, you should fail. The lack of a "P" means that the parity should be ignored. That is, even if the parity is wrong, the operation should proceed. Now a system can decide to implement a portion of the standard and be conforming to that portion.

Let us see how each system can handle the P or no-P parm in a message as a sender or as a receiver.

	send P	send no-P	receive P	receive no-P
SR	Y	Y	Y	N
II	N	Y	N	Y
SI	Y	Y	N	Y

The interesting insight is that there is no solution in the above systems that handles all situations. This means that if you want to handle all valid conforming implementations, your system must do more than just set and ignore parity, it must process crypto service messages with keys using specific handling options.

In the most general case, one wants to allow the user during key export or key import to be able to specify: 1) IGNORE parity, 2) ENFORCE parity, or 3) ADJUST parity. Let's see how such functions could allow talking to anyone from any system, that is, let's see how the problems are handled.

An SR system cannot receive a No-P message. If you are on an II system exporting to an SR system, say ADJUST and send a P message. If you are on an SR system importing from an II system, say ADJUST.

An II system cannot send a P message. If you are on an II system exporting to an SR system, say ADJUST and send a P message. If you are on an SR system importing from an II system, say ADJUST.

An II or SI system cannot receive a P message. If you are on an II system importing from an SR or SI system, say ENFORCE. If you are on an SR or SI system exporting to an II system, send a no-P message.

Of course, you say IGNORE when you really do not care, such as when you are on an II system and are exporting to an II system.

Glossary

access control

The prevention of unauthorised use of a resource including the prevention of use of a resource in an unauthorised manner (see ISO/IEC 7498-2).

API

Application Programming Interface.

The interface between the application software and the application platform, across which all services are provided.

The application programming interface is primarily in support of application portability, but system and application interoperability are also supported by a communication API (see POSIX.0).

algorithm context (ac)

The definition of the algorithm(s) used by an implementation. The algorithm context may be keyed or non-keyed. See *cryptographic algorithm*.

algorithm identifier

An object ID that identifies the specific algorithm included in the *algorithm context*.

algorithm specific parameters

These are the parameters required by the algorithm specified in the algorithm context which are not specific to a single key to be used with the algorithm. Examples include key length and optional user group parameters for asymmetric algorithms.

authenticated identity

An identity of a principal that has been assured through authentication (see ISO/IEC 10081-2).

authentication

Verify claimed identity; see data origin authentication, and peer entity authentication (see ISO/IEC 7498-2).

authorisation

The granting of rights, which includes the granting of access based on access rights (see ISO/IEC 7498-2).

authorisation policy

A set of rules, part of an access control policy, by which access by security subjects to security objects is granted or denied. An authorisation policy may be defined in terms of access control lists, capabilities or attributes assigned to security subjects, security objects or both (see ECMA TR/46).

availability

The property of being accessible and usable upon demand by an authorised entity (see ISO/IEC 7498-2).

capability

Users of the GCS-API are assigned *capabilities* which determine the authority they can exercise in use of the GCS-API functions. Four capabilities are defined, GCS_C_SELECTION, GCS_C_KEY_USAGE, GCS_C_KEY_PROTECTION, and GCS_C_ENCIPHER_DECIPHER.

CC

See *cryptographic context*.

CC name

The name for a cryptographic context which is unique within its *domain*.

CC_reference

The handle to a globally accessible and persistent *cryptographic context*. It comprises a *label*, a *storage unit class* and *storage unit instance*, a *domain identifier* and a *name*.

ciphertext

Data produced through the use of encipherment. The semantic content of the resulting data is not available (see ISO/IEC 7498-2).

Note: Ciphertext may itself be input to encipherment, such that super-enciphered output is produced.

clear text

Intelligible data, the semantic content of which is available (see ISO/IEC 7498-2).

compromise

A key is said to be *compromised* if its confidentiality is suspect. The threat of a key to compromise increases the longer the key is in use.

confidentiality

The property that information is not made available or disclosed to unauthorised individuals, entities, or processes (see ISO/IEC 7498-2).

confounder

Random information placed in front of cleartext before encipherment by a block cipher to prevent common header information included in the cleartext always being enciphered to the same ciphertext. (See also Initialisation Vector.)

context confidentiality flag

Indicates whether the private or secret values held in the *key context* are protected for confidentiality.

context check value

The *context check value* is a CSF internally generated and maintained check value for the protected *cryptographic context*.

context id

A unique identity assigned to a *cryptographic context* by the CSF when it is created.

contextual information

Information derived from the context in which an access is made (for example, time of day) (see ISO/IEC 10081-3).

context type

Specifies the type of algorithm context(s) included in the *cryptographic context*, ie., keyed, unkeyed, or both.

context version number

The version number of the *cryptographic context*. This specification defines the *context version number* as 0.

credentials

Data that is transferred to establish the claimed identity of an entity (see ISO/IEC 7498-2).

cryptanalysis

The analysis of a cryptographic system and its inputs and outputs to derive confidential variables and/or sensitive data including clear text.

cryptographic algorithm

A method of performing a cryptographic transformation (see cryptography) on a data unit. Cryptographic algorithms may be based on:

- symmetric key methods (the same key is used for both encipher and decipher transformations), or
- on asymmetric key methods (different keys are used for encipher and decipher transformations), or
- one way functions, which may or may not utilise a key, for the generation of a cryptographic hash value of input data.

cryptographic aware

Used to differentiate callers of the CSF. Cryptographic aware callers are those which are aware of the cryptographic policies used by the implementation.

cryptographic checkvalue

Information that is derived by performing a cryptographic transformation (see cryptography) on a data unit.

Note: The derivation of the checkvalue may be performed in one or more steps and is a result of a mathematical function of the key and data unit. It is usually used to check the integrity of a data unit.

cryptographic context

The cryptographic context is the set of information that defines the environment within which a particular cryptographic transform takes place. The information represents the cryptographic policy applicable and includes details of the permitted functions, algorithm(s) to be used, the key to be used and its current state. Within this specification the cryptographic context is deemed to comprise a header, a keyed and/or non-keyed algorithm context and a key context.

cryptographic policy aware

The name given to callers of the GCS-API who are responsible for establishing the cryptographic context of a set of operations through the selection of appropriate algorithm, generation of key and definition of key usage. These users are further categorised into *cryptographic policy selecting* or *cryptographic policy enforcing* users.

cryptographic policy enforcing

The name given to callers of the GCS-API who are responsible for enforcing cryptographic policy. Users may be *key usage policy enforcing* or *key protection policy enforcing* and have the GCS_C_KEY_USAGE or GCS_C_KEY_PROTECTION capabilities respectively. See *capability*.

cryptographic policy selecting

The name given to callers of the GCS-API who are capable of selecting which of a set of predefined cryptographic contexts is to be used for a particular set of services. These users have the GCS_C_SELECTION capability. See *capability*.

cryptographic policy unaware

The name given to callers of the GCS-API who are permitted to invoke cryptographic services within a previously defined cryptographic context.

cryptographically strong random number

A cryptographically strong number is one that does not have a period, is random, and might repeat.

cryptographic unaware

Used to differentiate callers of the CSF. Cryptographic unaware callers have no knowledge or understanding of the underlying cryptographic policies supported by the implementation of the CSF.

cryptography

The discipline that embodies principles, means, and the methods for the transformation of data in order to hide its information content, prevent its undetected modification and/or prevent its unauthorised use. (see ISO/IEC 7498-2).

Note: The choice of cryptography mechanism determines the methods used in encipherment and decipherment. An attack on a cryptographic principle, means or methods is cryptanalysis.

CSF

The Cryptographic Support Facility.

data integrity

The property that data has not been altered or destroyed in an unauthorised manner (see ISO/IEC 7498-2).

data origin authentication

The corroboration that the entity responsible for the creation of a set of data is the one claimed.

decipherment

The reversal of a corresponding reversible encipherment.

decryption

See decipherment.

digital signature

Data appended to, or a cryptographic transformation (see cryptography) of, a data unit that allows a recipient of the data unit to prove the source and integrity of the data unit and protect against forgery for example, by the recipient.

encipherment

The cryptographic transformation of data (see cryptography) to produce ciphertext.

Note: Encipherment may be irreversible, in which case the corresponding decipherment process cannot feasibly be performed. Such encipherment may be called a one-way-function or cryptochecksum.

encryption

See encipherment (see ISO/IEC 7498-2).

end-to-end encipherment

Encipherment of data within or at the source end system, with the corresponding decipherment occurring only within or at the destination end system (see ISO/IEC 7498-2).

identification

The assignment of a name by which an entity can be referenced. The entity may be high level (such as a user) or low level (such as a process or communication channel).

initiator

An entity (for example, human user or computer based entity) that attempts to access other entities (see ISO/IEC 10081-3).

initialisation vector (IV)

The *initialisation vector* is an algorithm specific parameter required for some symmetric key algorithms when used in a block cipher mode of operation. (See also confounder.) A static IV value may be defined as part of a key context (see *key context*) in which case the same value is used each time an IV is required. Alternatively, a caller may specify an IV value as an input parameter of those functions for which an IV is appropriate in which case a different IV value may be used for each call.

integrity

See Data Integrity (see ISO/IEC 7498-2).

ITAR

The US Government's International Traffic in Arms Regulations. This imposes constraints on the export of products containing cryptographic services, especially data confidentiality.

key

A sequence of symbols that controls the operations of encipherment and decipherment (see ISO/IEC 7498-2).

KAK

Key Archive Key.

KEK

Key Encryption Key.

key context

The *key context* contains information related to the use of a particular key instance. It comprises *key usage*, *permitted export mechanisms*, *key state*, *time of revocation*, *reason for revocation*, *key flag*, *key lifetime*, *initialisation vector*, *key specific parameters*, *split_protocol_type*, *key_part_number*, *number_of_key_parts* and *key value*.

key flag

The *key flag* refines the state of the key and provides control of the functions to which the key may be a target.

key lifecycle

A sequence of key states defined by the specification for a cryptographic key. These progress from pre-active, to active, active to quiescent, quiescent to de-activated, and deactivated to revoked. Other transitions can be effected by authorised callers of the CSF.

key lifetime

Defines the lifetime of the key.

key management

The generation, storage, distribution, deletion, archiving and application of keys in accordance with a security policy (see ISO/IEC 7498-2).

key protection policy enforcing

The name given to callers of the GCS-API who are responsible for the protection of cryptographic service and the key values it generates and uses. They may handle keys in the clear, and are assigned the GCS_C_KEY_PROTECTION capability. See *capability*.

key specific parameters

Additional mechanism specific parameters associated with the key.

key state

A defined set of states which can be assigned to a key. (see key lifecycle).

key usage policy enforcing

The name given to callers of the GCS-API who are responsible for key usage policy through the selection of appropriate algorithms and key usage parameters in creating CCs. They possess the GCS_C_KEY_USAGE capability. See *capability*

key validity

The key validity defines the period over which a key may be used for cryptographic transforms.

key value

The value of the key is implementation dependent.

label

The system defined name assigned to the cryptographic context stored in the operational storage unit maintained by the CSF.

masquerade

The unauthorised pretence by an entity to be a different entity (see ISO/IEC 7498-2).

master key

A cryptographic key used to protect other cryptographic keys during operational use. The Master Key is used to encipher the operational keys when they are handled or stored outside of the protected CSF environment.

messaging application

An application based on a store and forward paradigm; it requires an appropriate security context to be bound with the message itself.

password

Confidential authentication information, usually composed of a string of characters (see ISO/IEC 7498-2).

physical security

The measures used to provide physical protection of resources against deliberate and accidental threats (see ISO/IEC 7498-2).

policy

See security policy (see ISO/IEC 7498-2).

principal

An entity whose identity can be authenticated (see ISO/IEC 10081-2).

private key

A key used in an asymmetric algorithm. Possession of this key is restricted, usually to only one entity (see ISO/IEC 10081-1).

permitted export mechanisms

Defines which, if any, mechanisms may be used to transport the key contained in the CC between CSFs.

public key

The key, used in an asymmetric algorithm, that is publicly available (see ISO/IEC 10081-1).

quality of protection (QOP)

A label that implies methods of security protection under a security policy. This normally includes a combination of integrity and confidentiality requirements and is typically implemented in a communications environment by a combination of cryptographic

mechanisms.

quasi-compromised

Used to qualify a key which is suspected of being compromised.

reason for revocation

The reason given for revoking a key.

repudiation

Denial by one of the entities involved in a communication of having participated in all or part of the communication (see ISO/IEC 7498-2).

seal

A cryptographic checkvalue that supports integrity but does not protect against forgery by the recipient (that is, it does not support non-repudiation). When a seal is associated with a data element, that data element is *sealed* (see ISO/IEC 10081-1).

secret key

In a symmetric cryptographic algorithm the key shared between two entities (see ISO/IEC 10081-1).

secure association

An instance of secure communication (using communication in the broad sense of space and/or time) which makes use of a secure context.

security attribute

A security attribute is a piece of security information which is associated with an entity.

security aware

The caller of an API that is aware of the security functionality and parameters which may be provided by an API.

security domain

A set of elements, a security policy, a security authority and a set of security-relevant operations in which the set of elements are subject to the security policy, administered by the security authority, for the specified operations (see ISO/IEC 10081-1).

security policy

The set of criteria for the provision of security services (see also identity-based and rule-based security policy).

security service

A service which may be invoked directly or indirectly by functions within a system that ensures adequate security of the system or of data transfers between components of the system or with other systems.

security unaware

The caller of an API that is unaware of the security functionality and parameters which may be provided by an API.

separation

The concept of keeping information of different security classes apart in a system (see CESG Memo).

Note: Separation may be implemented by temporal, physical, logical or cryptographic techniques.

session

All CSF functions occur within the context of a session established between a caller and the CSF. A session commences with a call to *gcs_initialise_session()* to authenticate the caller's

identity and authorisation information and ends with a call to *gcs_terminate_session()* which releases the *session_context*. The *session_context* parameter returned by *gcs_initialise_session()* encapsulates the authenticated identity and authorisation information and has to be submitted as an input parameter to the GCS-API functions.

short block policy

Identifies the policy to apply if the caller submits a short block to a function call, e.g., X9.23 Padding or Reject.

signature

See digital signature (see ISO/IEC 7498-2).

storage unit class

distinguishes the device on which the cryptographic context is stored. See *CC reference*.

storage unit instance

Differentiates between different instances of the same storage unit class. See *CC reference*.

strength of mechanism

An aspect of the assessment of the effectiveness of a security mechanism, namely the ability of the security mechanism to withstand direct attack against deficiencies in its underlying algorithms, principles and properties (see ITSEC).

SPI

The system programming interface defined by this specification consists of functions for manipulating clear keys.

target

An entity to which access may be attempted (see ISO/IEC 10081-3).

time of revocation

The date and time at which the key was revoked. See *key context*.

threat

A potential violation of security (see ISO/IEC 7498-2).

An action or event that might prejudice security (see ITSEC).

trust

A relationship between two elements, a set of operations and a security policy in which element X trusts element Y if and only if X has confidence that Y behaves in a well defined way (with respect to the operations) that does not violate the given security policy (see ISO/IEC 10081-1).

trusted functionality

That which is perceived to be correct with respect to some criteria, for example, as established by a security policy (see ISO/IEC 7498-2).

trusted third party

A security authority or its agent, trusted by other entities with respect to security-related operations (see ISO/IEC 10081-1).

vulnerability

Weakness in an information system or components (for example, system security procedures, hardware design, internal controls) that could be exploited to produce an information-related misfortune (see Federal Criteria).

Index

access control.....	225	CC name.....	226
Active State.....	88	CC_reference.....	226
Additional Key Management Functions.....	109	CGCS_DEACTIVATED.....	118
Advanced CSF Application Program		ciphertext.....	226
Interface.....	121	clear text.....	226
Advanced CSF System Programming		compromise.....	226
Interface.....	159	confidentiality.....	226
Advanced GCS-API Introduction.....	79	Conformance.....	173
Advanced GCS-API Parameter		confounder.....	226
Passing Conventions.....	113	constants.....	33, 114
Advanced GCS-API Services.....	107	context.....	27, 113
Algorithm		handle.....	113
Independent.....	33	context check value.....	226
Algorithm Context.....	99	Context Checkvalue.....	97
algorithm context (ac).....	225	Context Confidentiality Flag.....	97
Algorithm Identifier.....	99, 115	context confidentiality flag.....	226
algorithm identifier.....	225	Context ID.....	97
algorithm independent cc names.....	33	context id.....	226
Algorithm Specific Parameters.....	100, 116	Context Type.....	97
algorithm specific parameters.....	225	context type.....	226
API.....	225	Context Version Number.....	97
Archive.....	93	context version number.....	226
Archive Format.....	92	contextual information.....	226
argument		Create.....	93
optional.....	32	Creation of a CC.....	108
authenticated identity.....	225	credentials.....	226
authentication.....	225	cryptanalysis.....	227
authorisation.....	225	cryptographic algorithm.....	227
authorisation policy.....	225	cryptographic aware.....	227
availability.....	225	cryptographic checkvalue.....	227
Basic CSF Application program Interface.....	35	Cryptographic Context.....	96
Basic GCS-API Introduction.....	1	cryptographic context.....	227
Basic GCS-API Services.....	11	Cryptographic Context Header.....	97
Basic Parameter Passing Conventions.....	25	Cryptographic Context Inquiry.....	109
C-language		Cryptographic Context Name.....	106
names.....	33, 114	Cryptographic Context Reference.....	105
calling convention		Cryptographic Context Retrieval.....	12
context.....	27, 113	Cryptographic Context Storage Functions.....	19
names.....	33, 114	cryptographic policy aware.....	227
session.....	27	cryptographic policy enforcing.....	227
status value.....	28	cryptographic policy selecting.....	227
calling conventions		cryptographic policy unaware.....	227
optional arguments.....	32	cryptographic Support Facility.....	84
calling errors.....	28	cryptographic unaware.....	228
capability.....	225	cryptographically strong random number.....	228
CC.....	226	cryptography.....	228

CSF.....	228	gcs_cc_t.....	26-27, 113
CSF Implementation Considerations.....	177	gcs_combine_key.....	109
CSF Session Management.....	12	gcs_combine_key().....	126
Data Encipherment Functions.....	18	gcs_create_ac.....	108
data integrity.....	228	gcs_create_ac().....	128
data origin authentication.....	228	gcs_create_cc().....	129
data type		gcs_create_kc.....	108
bit strings.....	26	gcs_create_kc().....	131
character strings.....	26	GCS_C_ADVANCE_KEY_STATE.....	117
gcs_ac_t.....	113	GCS_C_ALGORITHM_ID.....	119
gcs_bit_string_t.....	26	GCS_C_ALGORITHM_SPECIFIC_	
gcs_buffer_t.....	25-26	PARAMETERS.....	119
gcs_cc_ref_t.....	113	GCS_C_ARCHIVE_CC.....	117
gcs_cc_t.....	26-27, 113	GCS_C_BOTH.....	34
gcs_kc_t.....	113	GCS_C_BYTES.....	118
gcs_session_context_t.....	26-27	GCS_C_CDROM.....	34
integer.....	25	GCS_C_CONFIDENTIALITY_FLAG.....	119
OM_uint32.....	28, 31	GCS_C_CONTEXT_TYPE.....	119
opaque.....	26	GCS_C_CONTEXT_VERSION.....	119
string.....	25	GCS_C_COUNT.....	118
structured.....	25	GCS_C_DECIPHER_DATA.....	117
De-Activated State.....	88	GCS_C_DECIPHER_KEY.....	117
decipherment.....	228	GCS_C_DERIVE_KEY.....	117
decryption.....	228	GCS_C_DES_AC_32.....	115
default cc names.....	10	GCS_C_DES_CDC.....	115
digital signature.....	228	GCS_C_DIFFIE.....	115
encipherment.....	228	GCS_C_DISK.....	34
encryption.....	228	GCS_C_DSA.....	115
end-to-end encipherment.....	228	GCS_C_EMPTY_BUFFER.....	33, 114
error		GCS_C_ENCIPHER_DATA.....	117
calling.....	28	GCS_C_ENCIPHER_KEY.....	117
Example Template CCs.....	183	GCS_C_EXPORT_KEY.....	117
Example Walkthroughs.....	204	GCS_C_EXPORT_KEY_AGREEMENT.....	117
Exchange Format.....	92	GCS_C_GENERATE_CV.....	117
Export.....	93	GCS_C_GENERATE_KEY_PATTERN.....	117
Future Directions.....	220	GCS_C_IMPORT_KEY.....	117
GCS		GCS_C_IMPORT_KEY_AGREEMENT.....	117
status code.....	28	GCS_C_INFINITE.....	118
GCS-API Data Structures.....	95	GCS_C_IV.....	120
GCS-API Utility Functions.....	23	GCS_C_IV_NEEDED.....	118
GCS_ACTIVE.....	118	GCS_C_KEA.....	115
gcs_ac_t.....	113	GCS_C_KEY_FLAG.....	120
gcs_advance_key_state.....	110	GCS_C_KEY_PART_NUMBER.....	120
gcs_advance_key_state().....	122	GCS_C_KEY_SPECIFIC_PARAMETERS.....	120
gcs_archive_cc.....	110	GCS_C_KEY_STATE.....	120
gcs_archive_cc().....	124	GCS_C_KEY_USAGE@0.....	120
gcs_bit_string_t.....	26	GCS_C_KEY_VALIDITY_ACTIVATION_	
gcs_buffer_t.....	25-26	TIME.....	120
types.....	32	GCS_C_KEY_VALIDITY_DEACTIVATE_	
GCS_CALLING_ERROR().....	30	BYTES.....	120
gcs_cc_ref_t.....	113		

Index

GCS_C_KEY_VALIDITY_DEACTIVATE_COUNT	120
GCS_C_KEY_VALIDITY_DEACTIVATE_TIME.....	120
GCS_C_KEY_VALIDITY_QUIESCENT-COUNT	120
GCS_C_KEY_VALIDITY_QUIESCENT_BYTES	120
GCS_C_KEY_VALIDITY_QUIESCENT_TIME.....	120
GCS_C_MAX_BUFFER_SIZE.....	34
GCS_C_MD5	115
GCS_C_MEMORY	34
GCS_C_NOW.....	118
GCS_C_NO_BIT_STRING	33, 114
GCS_C_NO_BUFFER.....	33, 114
GCS_C_NUMBER_OF_KEY_PARTS.....	120
GCS_C_PERMITTED_EXPORT_MECHANISM.....	120
GCS_C_QCF	118
GCS_C_RC2_CBC	115
GCS_C_RC4.....	115
GCS_C_REASON_FOR_REVOCATION	120
GCS_C_REDUCE_CC	117
GCS_C_RESTORE_CC.....	117
GCS_C_REVOKE_KEY	117
GCS_C_RSA	115
GCS_C_SET_CC	117
GCS_C_SET_KEY_VALIDITY.....	117
GCS_C_SHA-1	115
GCS_C_SHORT_BLOCK_POLICY	119
GCS_C_SKIPJACK_CBC_64	115
GCS_C_SOFTWARE.....	34
GCS_C_SPLIT	118
GCS_C_SPLIT_PROTOCOL_TYPE	120
GCS_C_TIME.....	118
GCS_C_TIME_OF_REVOCATION	120
GCS_C_UNKNOWN	34
GCS_C_VERIFY_CV.....	117
GCS_C_VERIFY_KEY_PATTERN	117
gcs_decipher_data.....	18
gcs_decipher_data()	36
gcs_decipher_key	111
gcs_decipher_key().....	160
gcs_decipher_verify.....	18
gcs_decipher_verify().....	38
gcs_delete_ac.....	108
gcs_delete_ac()	132
gcs_delete_cc	12
gcs_delete_cc().....	41
gcs_delete_kc.....	108
gcs_delete_kc()	133
gcs_derive_clear_key.....	111
gcs_derive_clear_key()	162
gcs_derive_key.....	16
gcs_derive_key()	42
GCS_DHKA_PKCS3_1.....	117
GCS_DH_PKCS3	117
gcs_encipher_data.....	18
gcs_encipher_data()	44
gcs_encipher_key	111
gcs_encipher_key().....	164
gcs_export_key	21
gcs_export_key()	46
GCS_FIRST	33
GCS_FORTEZZA_KEA.....	117
GCS_FORTEZZA_KEY_WRAP	117
gcs_generate_checkvalue.....	16
gcs_generate_check_value()	48
gcs_generate_clear_key.....	111
gcs_generate_clear_key()	166
gcs_generate_hash.....	16
gcs_generate_hash()	50
gcs_generate_key()	52
gcs_generate_key_pattern	110
gcs_generate_key_pattern().....	134
gcs_generate_random_number.....	16
gcs_generate_random_number().....	54
gcs_get_cc	109
gcs_get_cc()	136
gcs_get_csf_parameters	23
gcs_get_csf_params()	55
gcs_get_key_validity	110
gcs_get_key_validity().....	138
GCS_IBM_CV.....	117
gcs_import_key.....	21
gcs_import_key()	57
gcs_initialise_session	12
gcs_initialise_session().....	59
gcs_kc_t	113
GCS_KERBEROS	117
gcs_key_agreement.....	21
gcs_key_agreement()	60
GCS_LAST	33
gcs_list_cc.....	12
gcs_list_cc()	62
gcs_load_clear_key	111
gcs_load_key().....	168
gcs_load_public_key.....	109
gcs_load_public_key()	140
GCS_MIDDLE.....	33
GCS_MODE_OF_OPERATION	119

GCS_M_BC	116	GCS_SKP_NONE	118
GCS_M_CBC	116	GCS_SKP_SHAMIR	118
GCS_M_CBCC	116	GCS_SKP_XOR	118
GCS_M_CBCOFBM	116	gcs_split_clear_key	111
GCS_M_CFB	116	gcs_split_clear_key()	170
GCS_M_COUNTER	116	gcs_store_cc	19, 109
GCS_M_ECB	116	gcs_store_cc()	73
GCS_M_NONE	116	GCS_SUPPLEMENTARY_INFO()	30
GCS_M_OFB	116	GCS_S_AUTHORISATION_FAILURE	30
GCS_M_OFBNLF	116	in gcs_advance_key_state()	123
GCS_M_PCBC	116	in gcs_archive_cc()	125
GCS_NO_EXPORT	117	in gcs_combine_key()	127
GCS_ONLY	33	in gcs_create_cc()	130
GCS_PCK51	117	in gcs_decipher_data()	37
GCS_PRE-ACTIVE	118	in gcs_decipher_key()	161
gcs_protect_data()	64	in gcs_decipher_verify()	39
gcs_protect_date	18	in gcs_derive_clear_key()	163
GCS_QUIESCENT	118	in gcs_derive_key()	43
gcs_reduce_key_usage	110	in gcs_encipher_data()	45
gcs_reduce_key_usage()	142	in gcs_encipher_key()	165
gcs_release_bit_string	23	in gcs_export_key()	47
gcs_release_bit_string()	67	in gcs_generate_clear_key()	166
gcs_release_buffer	23	in gcs_generate_key()	52
gcs_release_buffer()	68	in gcs_generate_key_pattern()	135
gcs_remove_cc	19	in gcs_get_cc()	137
gcs_remove_cc()	69	in gcs_get_key_validity()	139
gcs_restore_cc	110	in gcs_import_key()	58
gcs_restore_cc()	144	in gcs_initialise_session()	59
gcs_retrieve_cc	12, 109	in gcs_key_agreement()	61
gcs_retrieve_cc()	71	in gcs_load_key()	169
GCS_REVOKED	118	in gcs_load_public_key()	141
gcs_revoke_key	110	in gcs_protect_data()	65
gcs_revoke_key()	146	in gcs_reduce_key_usage()	142
GCS_ROUTINE_ERROR()	30	in gcs_remove_cc()	70
GCS_RSA_PKCS	117	in gcs_restore_cc()	145
GCS_SBP_CTS	116	in gcs_retrieve_cc()	72
GCS_SBP_DES_MAC	116	in gcs_revoke_key()	147
GCS_SBP_IPS	116	in gcs_set_cc()	151
GCS_SBP_NONE	116	in gcs_set_key_validity()	155
GCS_SBP_PEM	116	in gcs_split_clear_key()	171
GCS_SBP_PKCS#1	116	in gcs_store_cc()	74
GCS_SBP_X9.23	116	in gcs_terminate_session()	75
gcs_session_context_t	26-27	in gcs_verify_key_pattern()	157
gcs_set_ac	108	GCS_S_BAD_	
gcs_set_ac()	148	PROTOCOL	171
gcs_set_cc	109	SIZE	171
gcs_set_cc()	150	GCS_S_BAD_AC	30
gcs_set_kc	108	in gcs_create_cc()	130
gcs_set_kc()	152	in gcs_delete_ac()	132
gcs_set_key_validity	110	in gcs_set_ac()	149
gcs_set_key_validity()	154	GCS_S_BAD_ARCHIVE_CC	30

Index

in gcs_archive_cc()	124	GCS_S_BAD_PART	30
in gcs_restore_cc()	144	in gcs_load_key()	168
GCS_S_BAD_ARCHIVE_STRING	30	in gcs_load_public_key()	140
in gcs_restore_cc()	144	GCS_S_BAD_PDU	
GCS_S_BAD_CC	30	in gcs_import_key()	58
GCS_S_BAD_CC_LIST	30	GCS_S_BAD_PROTOCOL	30
GCS_S_BAD_CC_NAME	30	in gcs_key_agreement()	61
in gcs_retrieve_cc()	72	GCS_S_BAD_REASON	30
in gcs_store_cc()	74	in gcs_revoke_key()	146
GCS_S_BAD_CONFIDENTIALITY_FLAG		GCS_S_BAD_SESSION_CONTEXT	30, 123
in gcs_create_cc()	130	GCS_S_BAD_SIZE	30
GCS_S_BAD_DEVICE	30	in gcs_decipher_verify()	39
in gcs_store_cc()	74	in gcs_generate_check_value()	49
GCS_S_BAD_DOMAIN_ID	30	in gcs_generate_hash()	51
GCS_S_BAD_EXPORT_DATA	30	in gcs_verify_check_value()	77
in gcs_export_key()	47	GCS_S_BAD_SUBJECT	
GCS_S_BAD_EXPORT_MECH	30	in gcs_key_agreement()	61
in gcs_export_key()	47	in gcs_split_clear_key()	171
in gcs_import_key()	58	GCS_S_BAD_SUBJECT_CC	30
in gcs_key_agreement()	61	in gcs_advance_key_state()	122
GCS_S_BAD_FLAG	30	in gcs_archive_cc()	124
in gcs_decipher_data()	37	in gcs_combine_key()	126
in gcs_generate_check_value()	49	in gcs_decipher_data()	37
in gcs_generate_hash()	51	in gcs_decipher_verify()	39
in gcs_protect_data()	65	in gcs_delete_cc()	41
in gcs_verify_check_value()	77	in gcs_derive_clear_key()	163
GCS_S_BAD_IV	30	in gcs_derive_key()	43
GCS_S_BAD_KC	30	in gcs_encipher_data()	45
in gcs_create_cc()	130	in gcs_export_key()	47
in gcs_delete_kc()	133	in gcs_generate_check_value()	49
in gcs_set_kc()	152	in gcs_generate_clear_key()	166
GCS_S_BAD_KEK_CC	30	in gcs_generate_hash()	51
in gcs_combine_key()	127	in gcs_generate_key()	52
in gcs_decipher_key()	161	in gcs_generate_key_pattern()	134
in gcs_encipher_key()	165	in gcs_get_cc()	137
in gcs_export_key()	47	in gcs_get_csf_params()	55
in gcs_import_key()	58	in gcs_get_key_validity()	139
GCS_S_BAD_KEY_USAGE	30	in gcs_import_key()	58
in gcs_reduce_key_usage()	142	in gcs_load_key()	168
GCS_S_BAD_KGK_CC	30	in gcs_load_public_key()	140
in gcs_derive_clear_key()	162	in gcs_protect_data()	65
in gcs_derive_key()	43	in gcs_revoke_key()	146
GCS_S_BAD_PARAMETER	30	in gcs_set_cc()	151
in gcs_set_ac()	149	in gcs_set_key_validity()	155
in gcs_set_cc()	151	in gcs_store_cc()	74
in gcs_set_kc()	153	in gcs_verify_check_value()	77
in gcs_set_key_validity()	155	in gcs_verify_key_pattern()	156
GCS_S_BAD_PARAM_VALUE	30	GCS_S_BAD_SUBJECT_CONTAINER	30
in gcs_set_ac()	149	in gcs_get_cc()	137
in gcs_set_cc()	151	in gcs_set_cc()	151
in gcs_set_kc()	153		

GCS_S_BAD_SUBJECT_CONTEXT		in gcs_reduce_key_usage().....142
GCS_S_BAD_TPG30	
in gcs_generate_key_pattern().....134		
in gcs_verify_key_pattern().....156		
GCS_S_BUFFER_OVERFLOW30	
in gcs_decipher_data().....37		
in gcs_decipher_verify().....39		
in gcs_encipher_data().....45		
in gcs_generate_hash().....51		
in gcs_protect_data().....65		
GCS_S_CALL_BAD_STRUCTURE28	
GCS_S_CALL_INACCESSIBLE_READ28	
GCS_S_CALL_INACCESSIBLE_WRITE28	
GCS_S_CC_BUSY		in gcs_retrieve_cc().....72
GCS_S_CC_LOCKED30	
GCS_S_COMPLETE30	
in gcs_advance_key_state().....122		
in gcs_archive_cc().....124		
in gcs_combine_key().....126		
in gcs_create_ac().....128		
in gcs_create_cc().....130		
in gcs_create_kc().....131		
in gcs_decipher_data().....37		
in gcs_decipher_key().....161		
in gcs_decipher_verify().....39		
in gcs_delete_ac().....132		
in gcs_delete_cc().....41		
in gcs_delete_kc().....133		
in gcs_derive_clear_key().....162		
in gcs_derive_key().....42		
in gcs_encipher_data().....45		
in gcs_encipher_key().....165		
in gcs_export_key().....46		
in gcs_generate_check_value().....49		
in gcs_generate_clear_key().....166		
in gcs_generate_hash().....51		
in gcs_generate_key().....52		
in gcs_generate_key_pattern().....134		
in gcs_generate_random_number().....54		
in gcs_get_cc().....137		
in gcs_get_csf_params().....55		
in gcs_get_key_validity().....139		
in gcs_import_key().....57		
in gcs_initialise_session().....59		
in gcs_key_agreement().....61		
in gcs_list_cc().....62		
in gcs_load_key().....168		
in gcs_load_public_key().....140		
in gcs_protect_data().....65		
in gcs_reduce_key_usage().....142		
in gcs_release_bit_string().....67		
in gcs_release_buffer().....68		
in gcs_remove_cc().....69		
in gcs_restore_cc().....144		
in gcs_retrieve_cc().....72		
in gcs_revoke_key().....146		
in gcs_set_ac().....148		
in gcs_set_cc().....151		
in gcs_set_kc().....152		
in gcs_set_key_validity().....155		
in gcs_split_clear_key().....171		
in gcs_store_cc().....74		
in gcs_terminate_session().....75		
in gcs_verify_check_value().....77		
in gcs_verify_key_pattern().....156		
GCS_S_COMPLETE_QCF30	
in gcs_advance_key_state().....122		
in gcs_archive_cc().....124		
in gcs_decipher_data().....37		
in gcs_decipher_key().....161		
in gcs_decipher_verify().....39		
in gcs_derive_key().....42		
in gcs_encipher_data().....45		
in gcs_encipher_key().....165		
in gcs_export_key().....46		
in gcs_generate_check_value().....49		
in gcs_get_cc().....137		
in gcs_get_key_validity().....139		
in gcs_import_key().....57		
in gcs_key_agreement().....61		
in gcs_protect_data().....65		
in gcs_restore_cc().....144		
in gcs_set_cc().....151		
in gcs_set_key_validity().....155		
in gcs_split_clear_key().....171		
in gcs_verify_check_value().....77		
in gcs_verify_key_pattern().....156		
GCS_S_CONFIDENTIALITY_FLAG30	
in gcs_generate_key().....52		
GCS_S_CONTINUE		in gcs_initialise_session().....59
GCS_S_CONTINUE_NEEDED30	
in gcs_combine_key().....126		
in gcs_decipher_data().....37		
in gcs_decipher_verify().....39		
in gcs_encipher_data().....45		
in gcs_generate_check_value().....49		
in gcs_generate_hash().....51		
in gcs_key_agreement().....61		
in gcs_list_cc().....62		

Index

in gcs_protect_data().....	65	in gcs_set_key_validity()	155
in gcs_verify_check_value()	77	in gcs_split_clear_key()	171
GCS_S_DEVICE_BUSY.....	30	in gcs_terminate_session().....	75
in gcs_store_cc().....	74	in gcs_verify_check_value().....	77
GCS_S_DOMAIN_ID		in gcs_verify_key_pattern().....	157
in gcs_store_cc().....	74	GCS_S_INCORRECT_KEY_STATE.....	30
GCS_S_FAIL		in gcs_advance_key_state().....	122
in gcs_list_cc()	63	in gcs_archive_cc()	125
GCS_S_FAILURE.....	30	in gcs_decipher_data().....	37
in gcs_advance_key_state().....	123	in gcs_decipher_verify().....	39
in gcs_archive_cc()	125	in gcs_encipher_data().....	45
in gcs_combine_key()	127	in gcs_export_key()	47
in gcs_create_ac().....	128	in gcs_generate_check_value()	49
in gcs_create_cc().....	130	in gcs_import_key()	58
in gcs_create_kc()	131	in gcs_key_agreement().....	61
in gcs_decipher_data().....	37	in gcs_load_key().....	168
in gcs_decipher_key()	161	in gcs_load_public_key()	140
in gcs_decipher_verify().....	39	in gcs_protect_data().....	65
in gcs_delete_ac().....	132	in gcs_revoke_key()	147
in gcs_delete_cc().....	41	in gcs_split_clear_key()	171
in gcs_delete_kc()	133	in gcs_verify_check_value().....	77
in gcs_derive_clear_key()	163	in gcs_verify_key_pattern().....	157
in gcs_derive_key()	43	GCS_S_INVALID_CC_NAME	
in gcs_encipher_data().....	45	in gcs_remove_cc()	70
in gcs_encipher_key()	165	GCS_S_INVALID_REFERENCE.....	30
in gcs_export_key()	47	in gcs_remove_cc()	69
in gcs_generate_clear_key()	166	in gcs_retrieve_cc().....	72
in gcs_generate_hash()	51	GCS_S_INVALID_STATE_TRANSITION ..	30, 122
in gcs_generate_key()	52	GCS_S_IV_REQUIRED	
in gcs_generate_key_pattern().....	134	in gcs_decipher_data().....	37
in gcs_generate_random_number().....	54	in gcs_decipher_verify().....	39
in gcs_get_cc()	137	in gcs_encipher_data().....	45
in gcs_get_csf_params().....	55	in gcs_protect_data().....	65
in gcs_get_key_validity()	139	GCS_S_KEY_NOT_MODIFIABLE	30
in gcs_import_key()	58	GCS_S_KEY_PART	
in gcs_initialise_session().....	59	in gcs_combine_key()	127
in gcs_key_agreement().....	61	GCS_S_NO_CHECK.....	30
in gcs_list_cc()	63	in gcs_decipher_verify().....	39
in gcs_load_key().....	169	in gcs_verify_check_value()	77
in gcs_load_public_key()	141	GCS_S_NO_VERIFY.....	30
in gcs_protect_data().....	65	in gcs_verify_key_pattern().....	157
in gcs_reduce_key_usage().....	142	GCS_S_RNG_NOT_INITIALISED	30
in gcs_release_bit_string()	67	in gcs_generate_clear_key()	166
in gcs_release_buffer()	68	in gcs_generate_key()	52
in gcs_remove_cc()	70	in gcs_generate_random_number().....	54
in gcs_restore_cc()	145	GCS_S_SESSION_CC	
in gcs_retrieve_cc().....	72	in gcs_reduce_key_usage().....	142
in gcs_revoke_key()	146	GCS_S_SESSION_CONTEXT	
in gcs_set_ac()	149	in gcs_advance_key_state().....	122
in gcs_set_cc().....	151	in gcs_archive_cc()	124
in gcs_set_kc()	153	in gcs_combine_key()	126

in gcs_create_ac()	128
in gcs_create_cc()	130
in gcs_create_kc()	131
in gcs_decipher_data()	37
in gcs_decipher_key()	161
in gcs_decipher_verify()	39
in gcs_delete_ac()	132
in gcs_delete_cc()	41
in gcs_delete_kc()	133
in gcs_derive_clear_key()	162
in gcs_derive_key()	42
in gcs_encipher_data()	45
in gcs_encipher_key()	165
in gcs_export_key()	47
in gcs_generate_check_value()	49
in gcs_generate_clear_key()	166
in gcs_generate_hash()	51
in gcs_generate_key()	52
in gcs_generate_key_pattern()	134
in gcs_generate_random_number()	54
in gcs_get_cc()	137
in gcs_get_csf_params()	55
in gcs_get_key_validity()	139
in gcs_import_key()	57
in gcs_initialise_session()	59
in gcs_key_agreement()	61
in gcs_list_cc()	62
in gcs_load_key()	168
in gcs_load_public_key()	140
in gcs_protect_data()	65
in gcs_remove_cc()	69
in gcs_restore_cc()	144
in gcs_retrieve_cc()	72
in gcs_revoke_key()	146
in gcs_set_ac()	148
in gcs_set_cc()	151
in gcs_set_kc()	152
in gcs_set_key_validity()	155
in gcs_split_clear_key()	171
in gcs_store_cc()	74
in gcs_terminate_session()	75
in gcs_verify_check_value()	77
in gcs_verify_key_pattern()	156
gcs_terminate_session	12
gcs_terminate_session()	75
gcs_verify_checkvalue	16
gcs_verify_check_value()	76
gcs_verify_key_pattern	110
gcs_verify_key_pattern()	156
GCS_X_917_1985	117
GCS_X_917_1994	117
Generate Test Pattern and Verify	
Test Pattern Examples	221
Hash and Signature Functions	16
identification	228
Import	93
initialisation vector (IV)	229
initiator	229
integrity	229
ITAR	229
KAK	229
KEK	229
key	229
Key Context	102
key context	229
Key Creation	16
Key Exchange Functions	21
key flag	229
Key Format Operations	93
Key Formats	92
Key Life Cycle	87
key lifecycle	229
key lifetime	229
key management	229
Key Parity	223
key protection policy enforcing	229
key specific parameters	229
key state	230
Key State Management	110
Key State Operations	89
Key State Transitions	90
key usage policy enforcing	230
key validity	230
Key Validity Period	89
Key Value	104
key value	230
Key_State	103
Keyed	
Algorithm	115
and	115
Key_Flag	103
Key_Usage	102
Key_Validity	103
Label	105
label	230
Layering of Cryptographic Service	83
LOCAL_ASYM_DECIPHER	10
LOCAL_ASYM_ENCIPHER	10
LOCAL_ENCIPHER	33
LOCAL_EXPORT	10, 33
LOCAL_HASH	10, 33
LOCAL_IMPORT	10, 33

Index

LOCAL_SIGN	10, 33
LOCAL_SYM_ENCIPHER_DECIPHER	10
LOCAL_VERIFY.....	10, 33
masquerade.....	230
master key.....	230
messaging application.....	230
minor status code	31
Mode of Operation.....	100, 115
Non-Keyed	
Algorithm.....	115
OM_uint32.....	28, 31
Operational Format.....	92
Operational Key States.....	88
optional arguments.....	32
parameter	
(argument)	32
password.....	230
permitted export mechanisms.....	230
physical security.....	230
policy.....	230
Pre-Active State.....	88
principal.....	230
private key	230
public key.....	230
quality of protection (QOP).....	230
quasi-compromised	231
Quiescent State.....	88
Reason For Revocation.....	103
reason for revocation.....	231
repudiation	231
Restore	93
return value.....	28
Revoked State.....	88
seal.....	231
secret key.....	231
secure association.....	231
security attribute.....	231
security aware	231
security considerations.....	86
security domain.....	231
security policy.....	231
security service.....	231
security unaware	231
separation.....	231
session.....	231
context	27
Short Block Policy.....	100
short block policy	232
signature.....	232
SPI.....	232
status code.....	28
minor.....	31
status value.....	28
Storage Unit Class.....	105
storage unit class	232
Storage Unit Instance.....	105
storage unit instance.....	232
strength of mechanism.....	232
Supplementary CC Management Functions	110
System Programming Interface.....	111
target	232
technical constraints	179
threat	232
Time of Revocation	103
time of revocation.....	232
trust	232
trusted functionality	232
trusted third party.....	232
vulnerability	232

